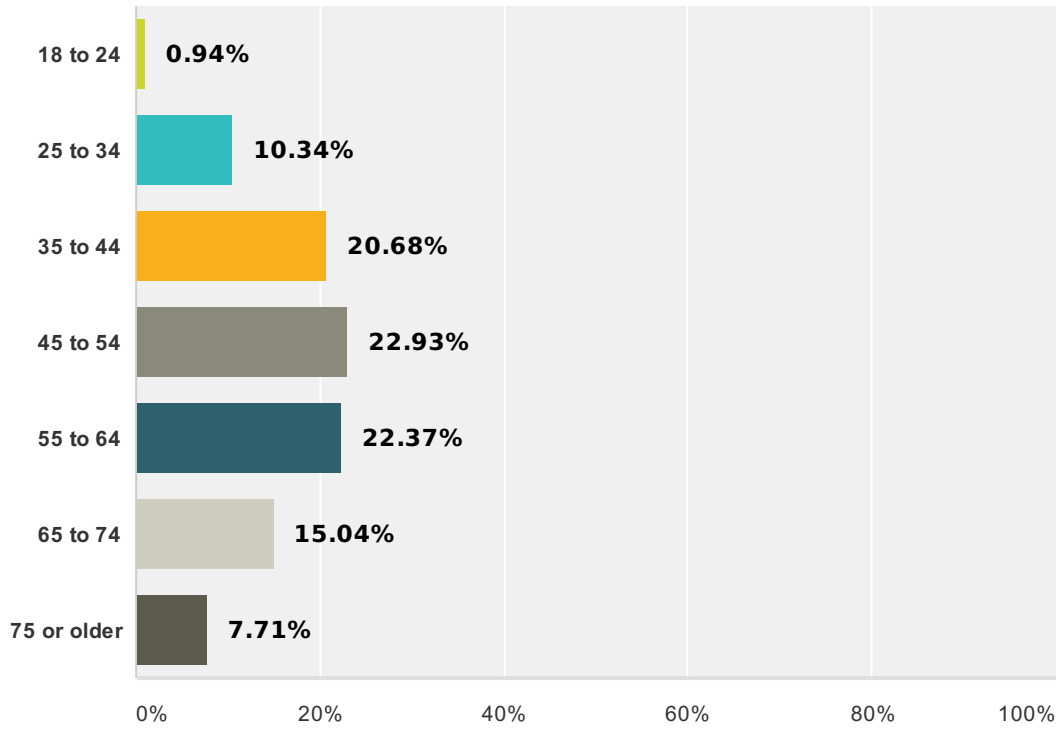


Q1 What is your age?

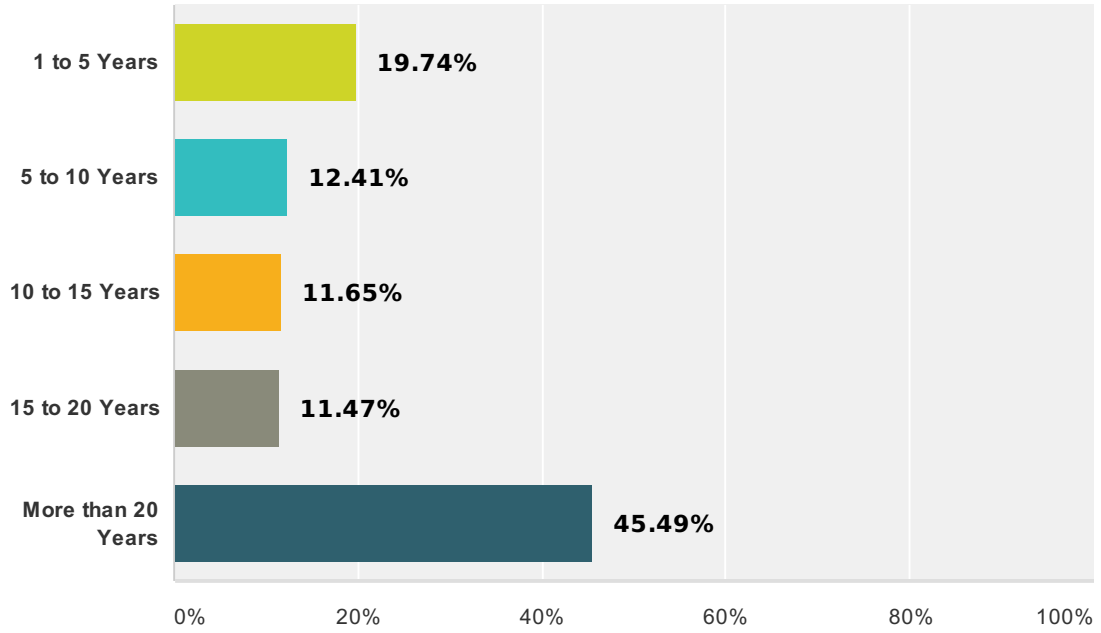
Answered: 532 Skipped: 0



Answer Choices	Responses
18 to 24	0.94% 5
25 to 34	10.34% 55
35 to 44	20.68% 110
45 to 54	22.93% 122
55 to 64	22.37% 119
65 to 74	15.04% 80
75 or older	7.71% 41
Total	532

Q2 How long have you been a member of MPHM?

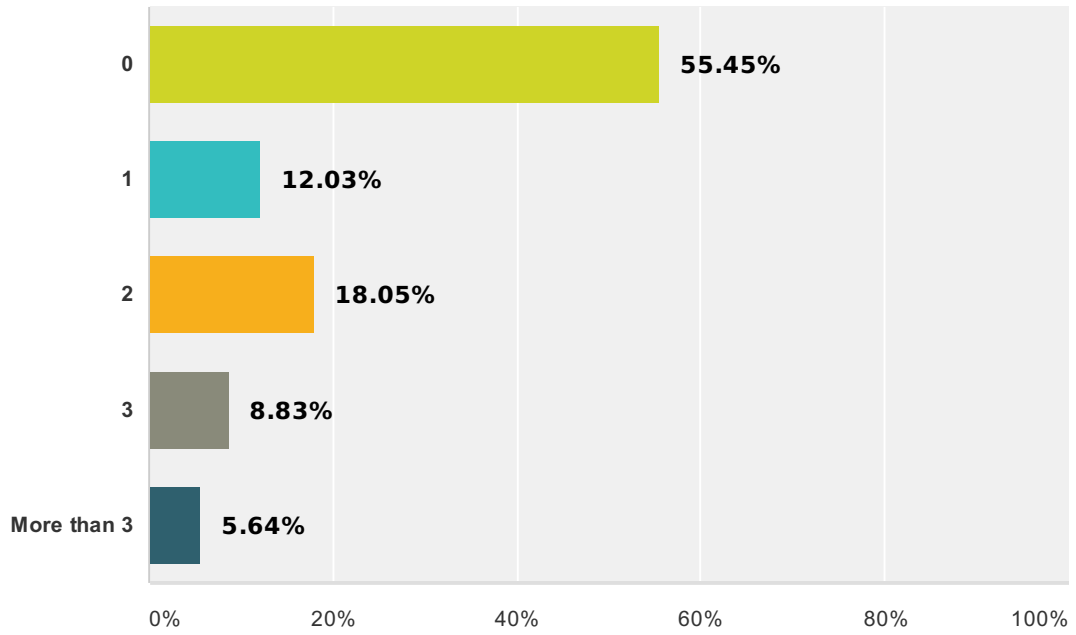
Answered: 532 Skipped: 0



Answer Choices	Responses
1 to 5 Years	19.74% 105
5 to 10 Years	12.41% 66
10 to 15 Years	11.65% 62
15 to 20 Years	11.47% 61
More than 20 Years	45.49% 242
Total Respondents: 532	

Q3 How many children, under the age of 18, currently reside in your home?

Answered: 532 Skipped: 0

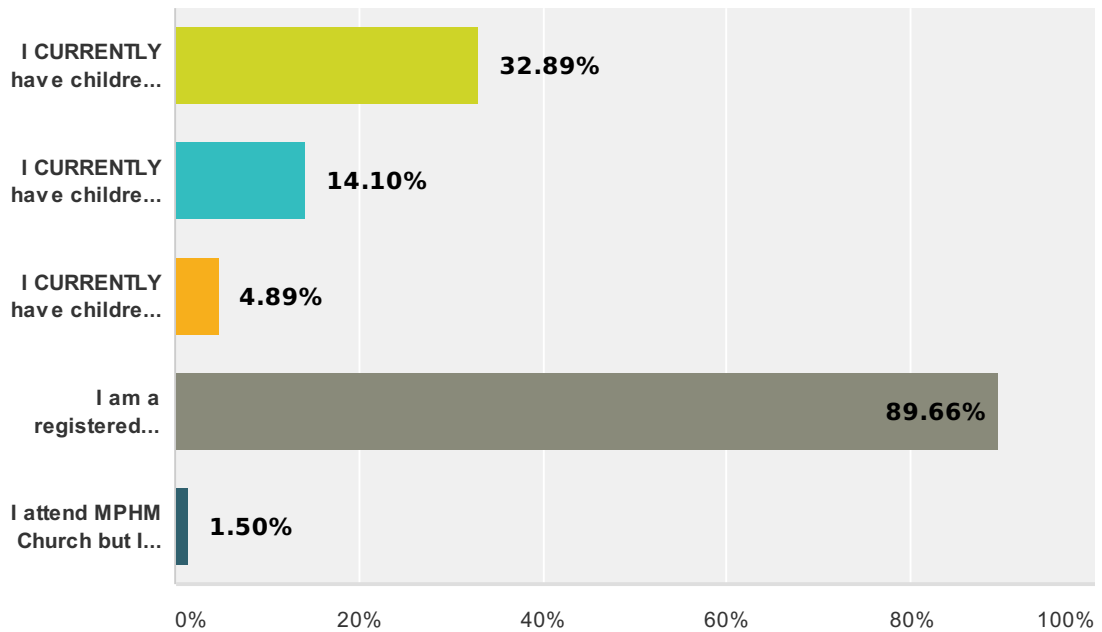


Answer Choices	Responses	
0	55.45%	295
1	12.03%	64
2	18.05%	96
3	8.83%	47
More than 3	5.64%	30
Total Respondents: 532		

MPHM Strategic Planning Survey

Q4 Please select all that apply:

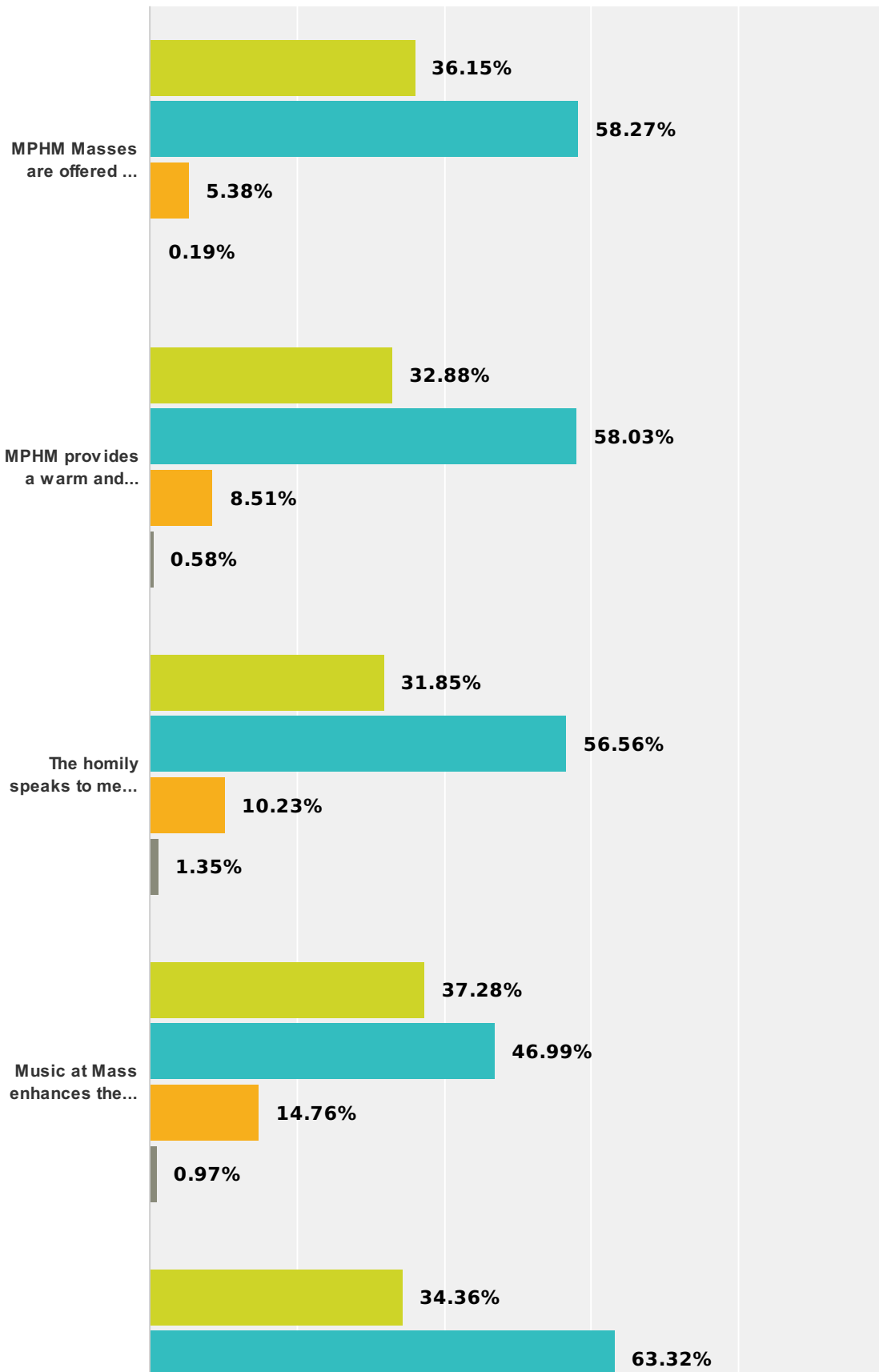
Answered: 532 Skipped: 0



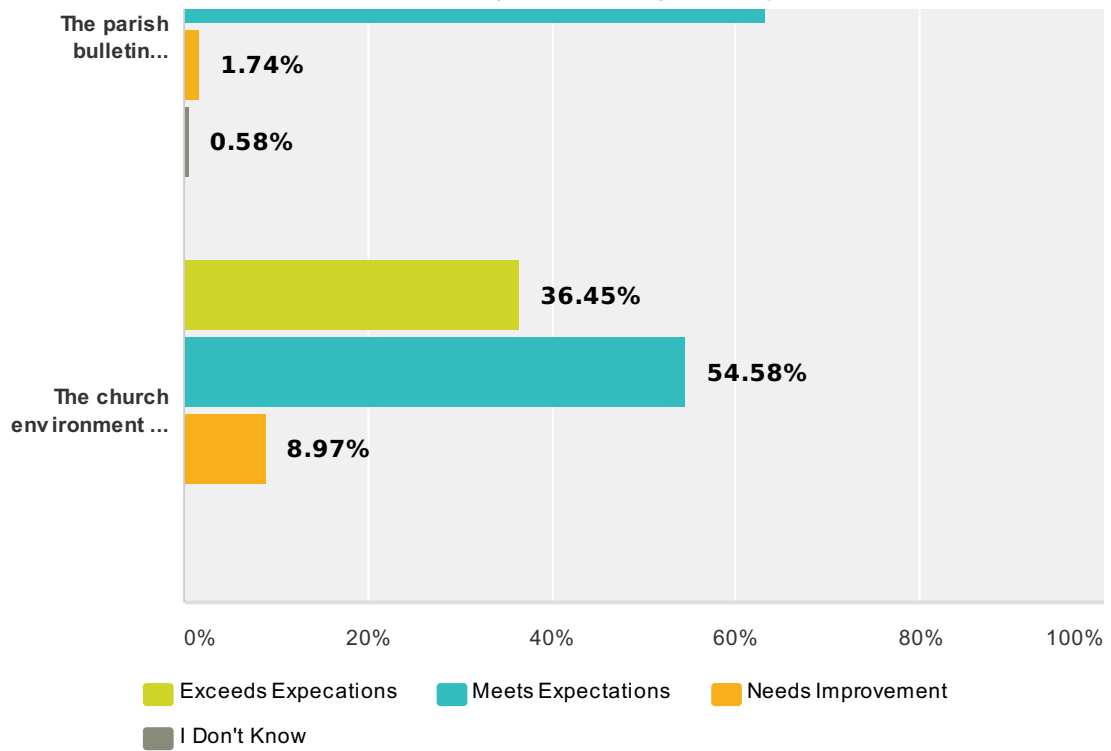
Answer Choices	Responses	
I CURRENTLY have children attending MPHM school	32.89%	175
I CURRENTLY have children attending Hayden Catholic High School	14.10%	75
I CURRENTLY have children attending religious education at MPHM	4.89%	26
I am a registered member of MPHM Church	89.66%	477
I attend MPHM Church but I am not a registered member	1.50%	8
Total Respondents: 532		

Q5 Please think about your experience when attending Mass and rate the following:

Answered: 521 Skipped: 11



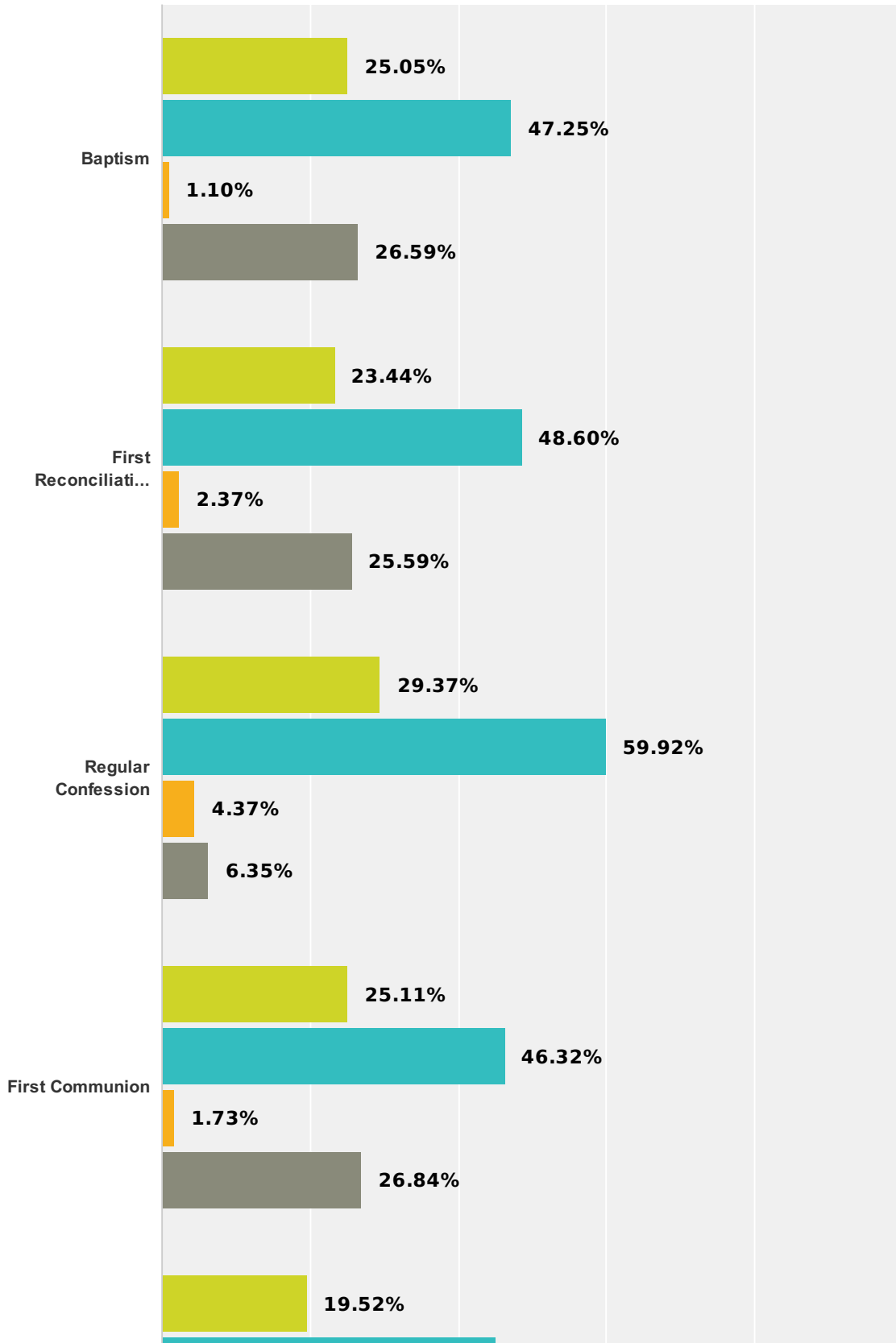
MPHM Strategic Planning Survey



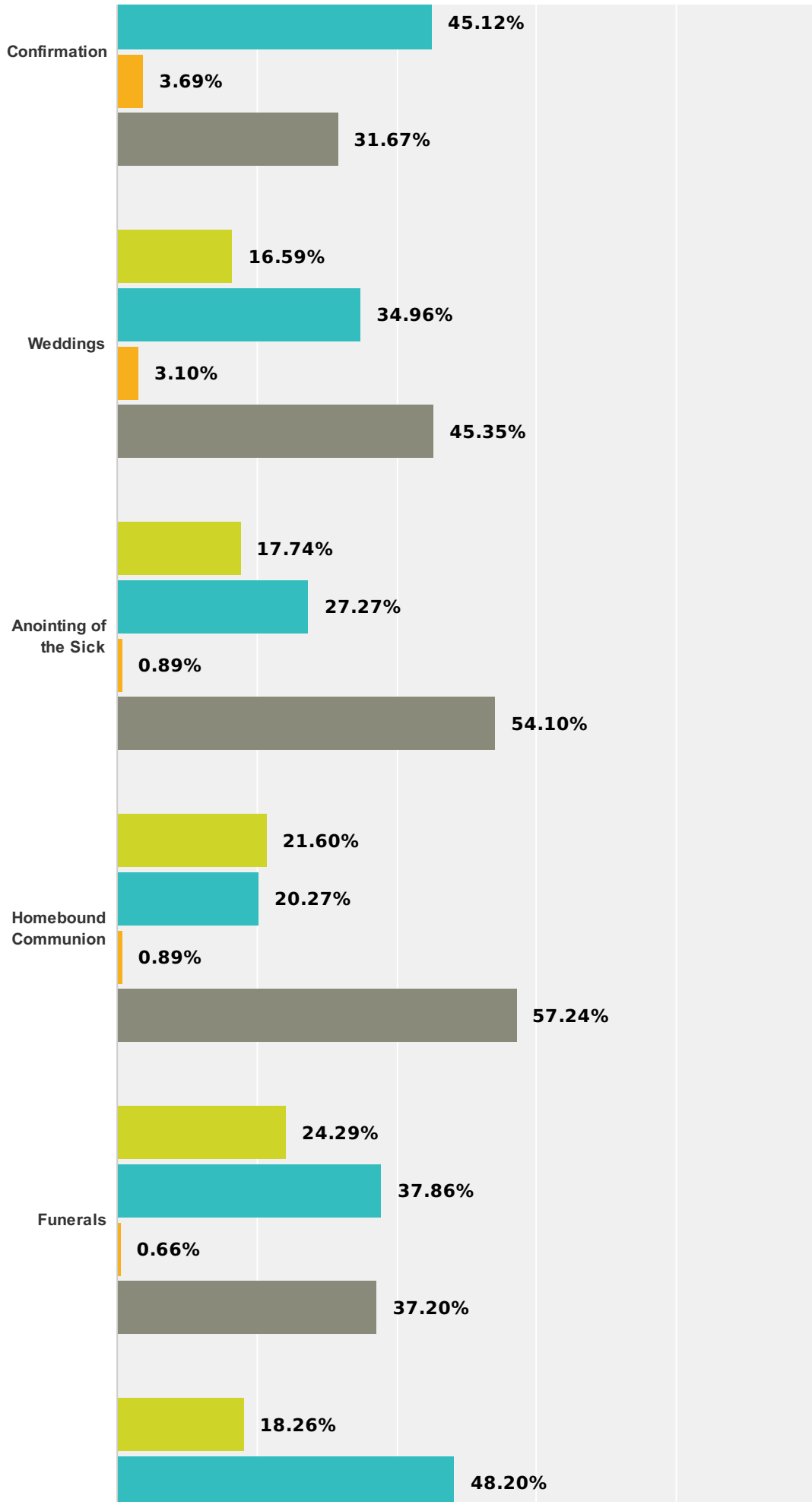
	Exceeds Expectations	Meets Expectations	Needs Improvement	I Don't Know	Total	Average Rating
MPHM Masses are offered at times that meet my needs	36.15% 188	58.27% 303	5.38% 28	0.19% 1	520	3.30
MPHM provides a warm and welcoming atmosphere	32.88% 170	58.03% 300	8.51% 44	0.58% 3	517	3.23
The homily speaks to me personally	31.85% 165	56.56% 293	10.23% 53	1.35% 7	518	3.19
Music at Mass enhances the liturgy	37.28% 192	46.99% 242	14.76% 76	0.97% 5	515	3.21
The parish bulletin provides information I need to know	34.36% 178	63.32% 328	1.74% 9	0.58% 3	518	3.31
The church environment is prayerful	36.45% 187	54.58% 280	8.97% 46	0% 0	513	3.27

Q6 Please think about the following sacraments or services provided, that you or your family have experienced at MPHM and rate accordingly

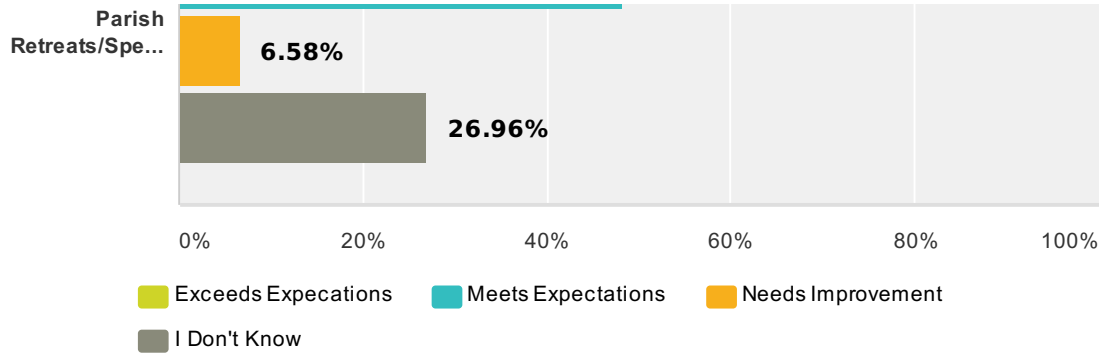
Answered: 515 Skipped: 17



MPHM Strategic Planning Survey



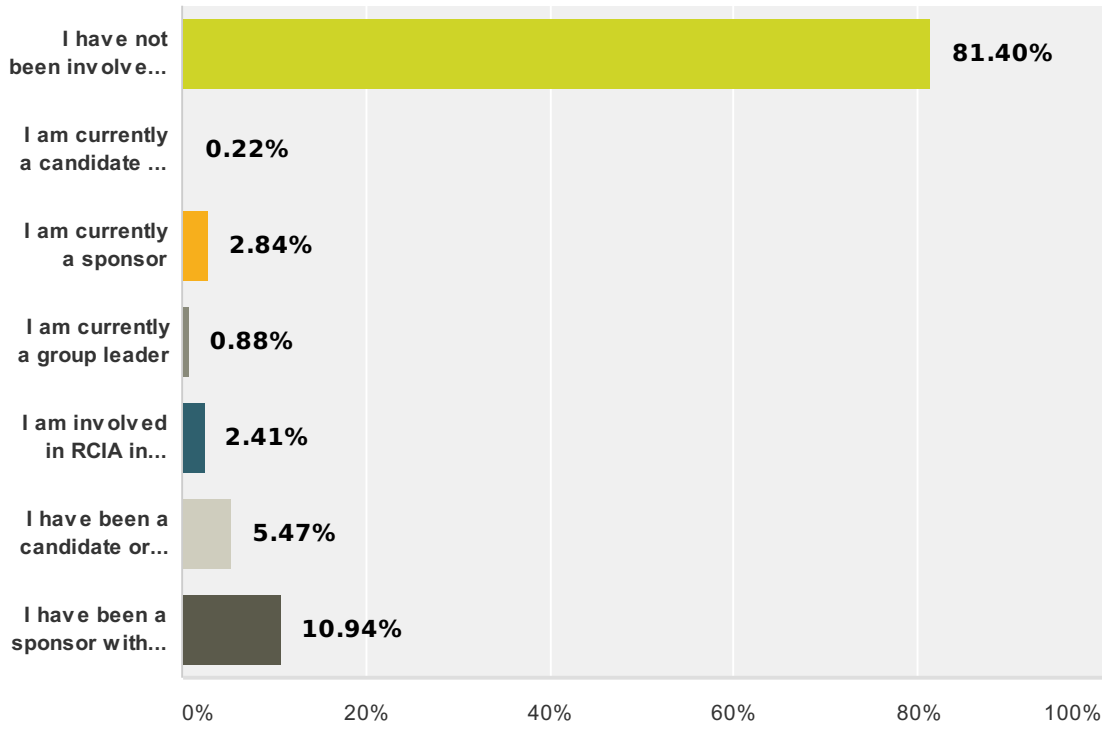
MPHM Strategic Planning Survey



	Exceeds Expectations	Meets Expectations	Needs Improvement	I Don't Know	Total	Average Rating
Baptism	25.05% 114	47.25% 215	1.10% 5	26.59% 121	455	2.71
First Reconciliation/Confession	23.44% 109	48.60% 226	2.37% 11	25.59% 119	465	2.70
Regular Confession	29.37% 148	59.92% 302	4.37% 22	6.35% 32	504	3.12
First Communion	25.11% 116	46.32% 214	1.73% 8	26.84% 124	462	2.70
Confirmation	19.52% 90	45.12% 208	3.69% 17	31.67% 146	461	2.52
Weddings	16.59% 75	34.96% 158	3.10% 14	45.35% 205	452	2.23
Anointing of the Sick	17.74% 80	27.27% 123	0.89% 4	54.10% 244	451	2.09
Homebound Communion	21.60% 97	20.27% 91	0.89% 4	57.24% 257	449	2.06
Funerals	24.29% 111	37.86% 173	0.66% 3	37.20% 170	457	2.49
Parish Retreats/Speakers/Missions	18.26% 86	48.20% 227	6.58% 31	26.96% 127	471	2.58

Q7 Please select all that apply as it relates to your experience with RCIA (Rite of Christian Initiation of Adults)

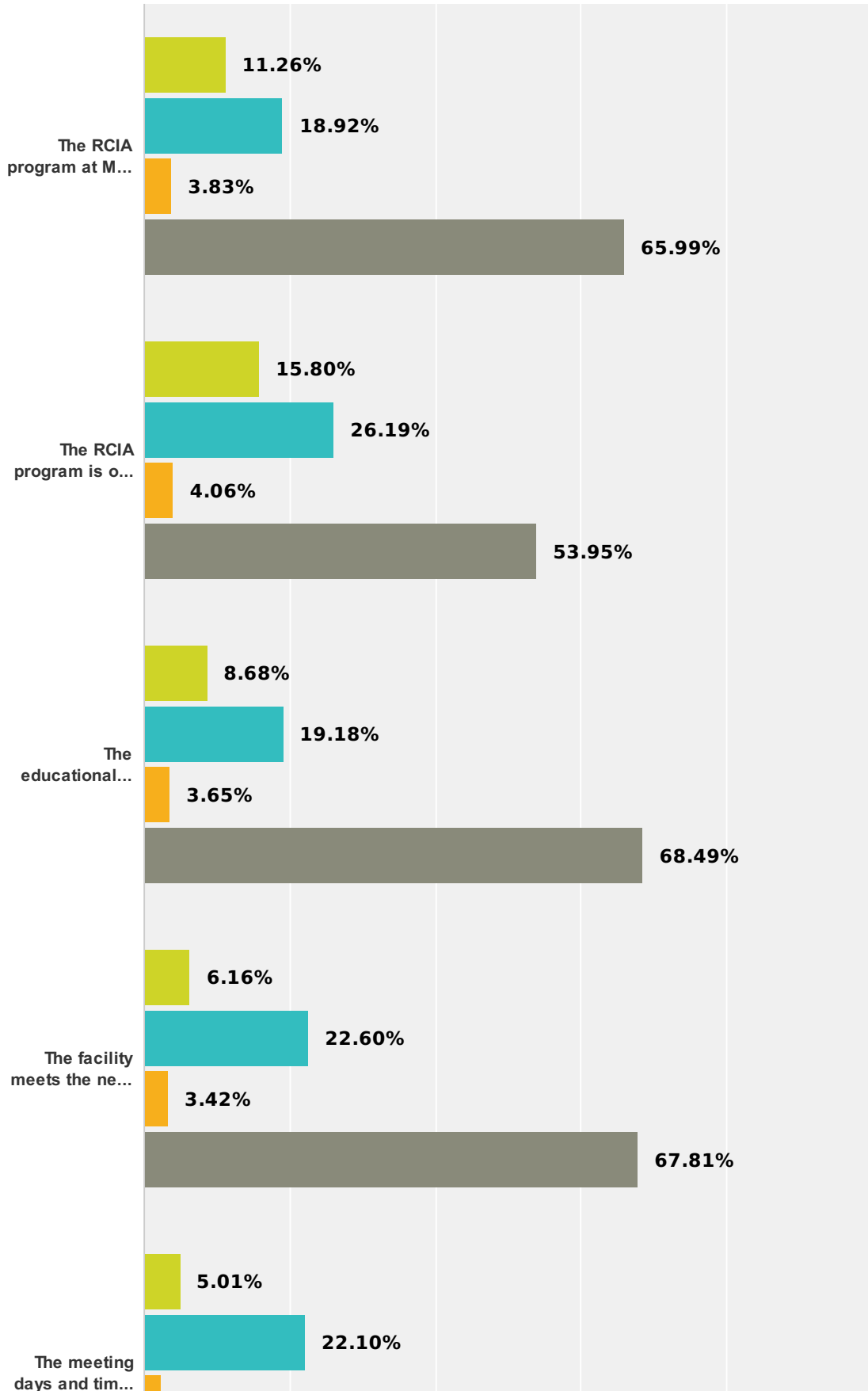
Answered: 457 Skipped: 75



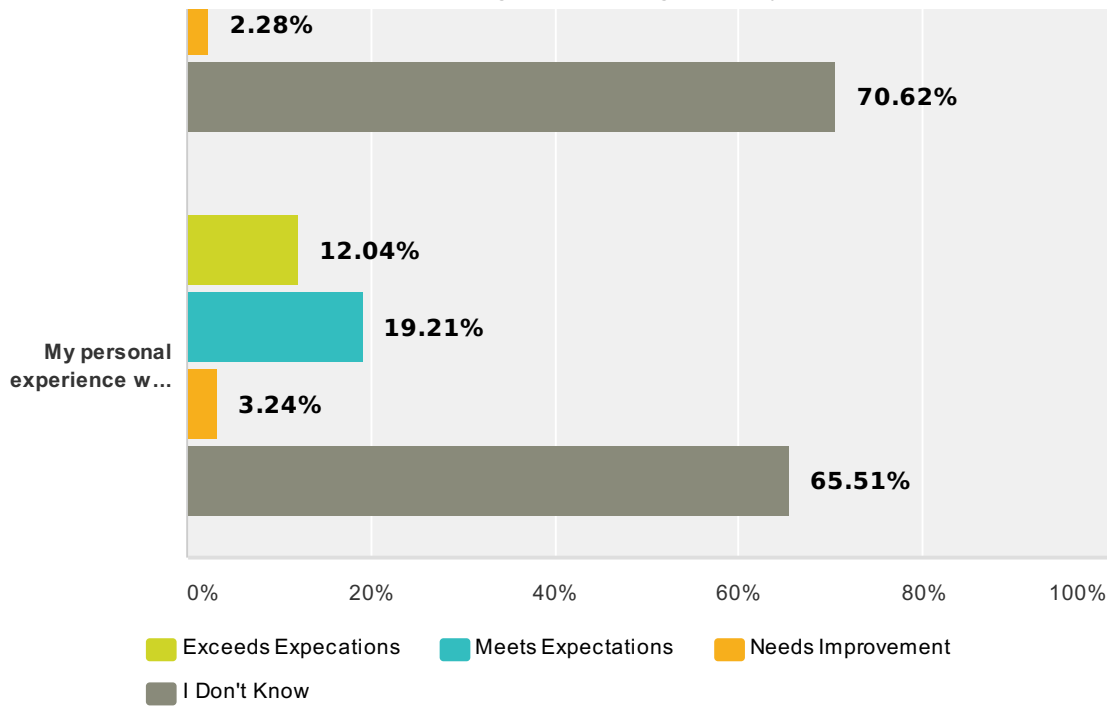
Answer Choices	Responses	Count
I have not been involved in the RCIA program within the last 5 years	81.40%	372
I am currently a candidate or catechumen	0.22%	1
I am currently a sponsor	2.84%	13
I am currently a group leader	0.88%	4
I am involved in RCIA in another capacity	2.41%	11
I have been a candidate or catechumen within the last 5 years	5.47%	25
I have been a sponsor within the last 5 years	10.94%	50
Total Respondents: 457		

Q8 Please think about RCIA and rate the following:

Answered: 450 Skipped: 82



MPHM Strategic Planning Survey

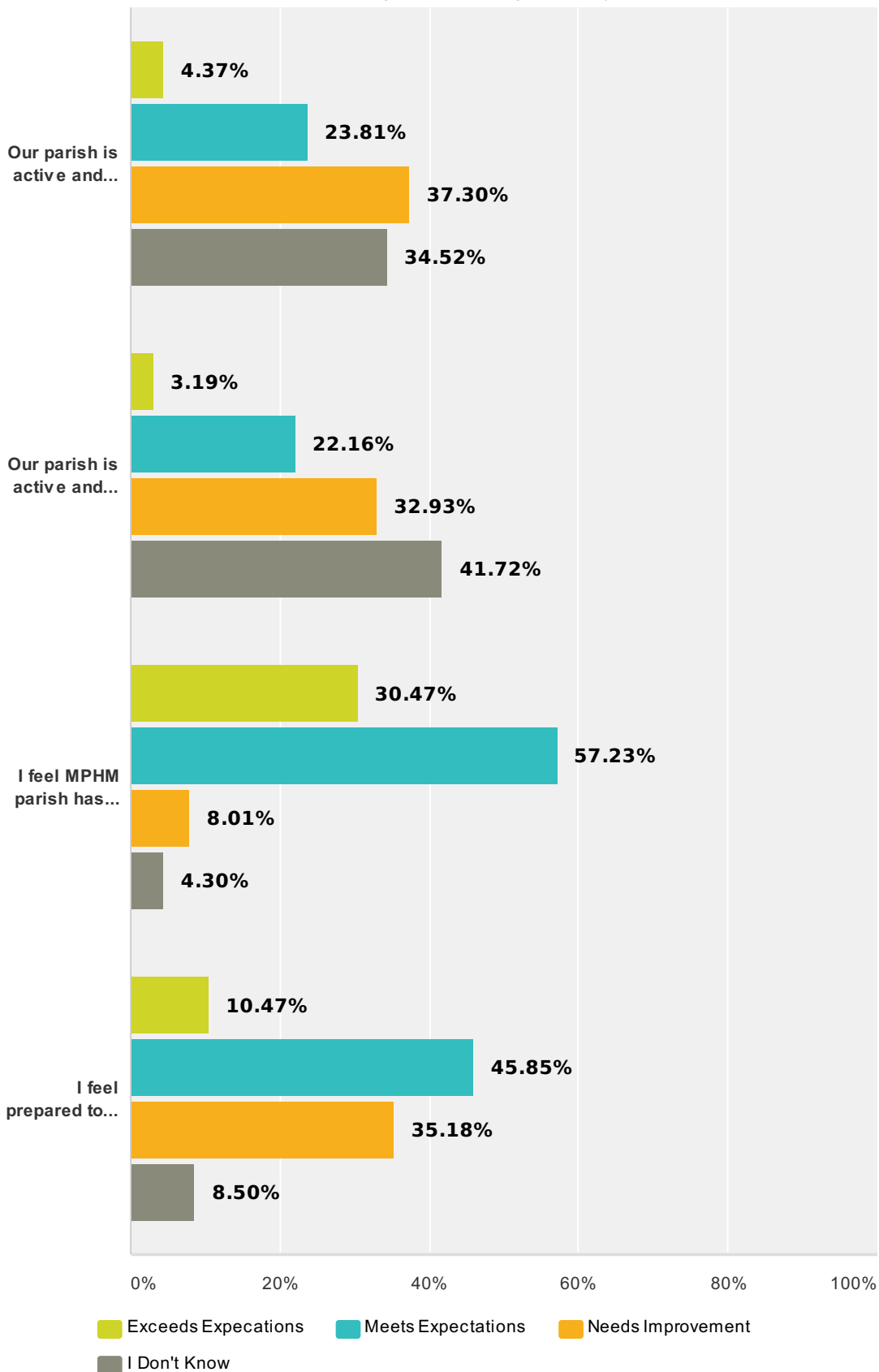


	Exceeds Expectations	Meets Expectations	Needs Improvement	I Don't Know	Total	Average Rating
The RCIA program at MPHM is effective and high quality	11.26% 50	18.92% 84	3.83% 17	65.99% 293	444	1.75
The RCIA program is open and available to all that wish to attend	15.80% 70	26.19% 116	4.06% 18	53.95% 239	443	2.04
The educational materials are helpful and useful	8.68% 38	19.18% 84	3.65% 16	68.49% 300	438	1.68
The facility meets the needs for the size and location of the program	6.16% 27	22.60% 99	3.42% 15	67.81% 297	438	1.67
The meeting days and times are conducive to the candidates schedule	5.01% 22	22.10% 97	2.28% 10	70.62% 310	439	1.62
My personal experience with the RCIA program was/is positive	12.04% 52	19.21% 83	3.24% 14	65.51% 283	432	1.78

Q9 Please think about how parishioners of MPHM evangelize (seeking to invite others to know Christ and the Gospel)

Answered: 515 Skipped: 17

MPHM Strategic Planning Survey



	Exceeds Expectations	Meets Expectations	Needs Improvement	I Don't Know	Total	Average Rating
Our parish is active and effective in reaching out to those who have fallen away from the Catholic Church	4.37% 22	23.81% 120	37.30% 188	34.52% 174	504	1.98

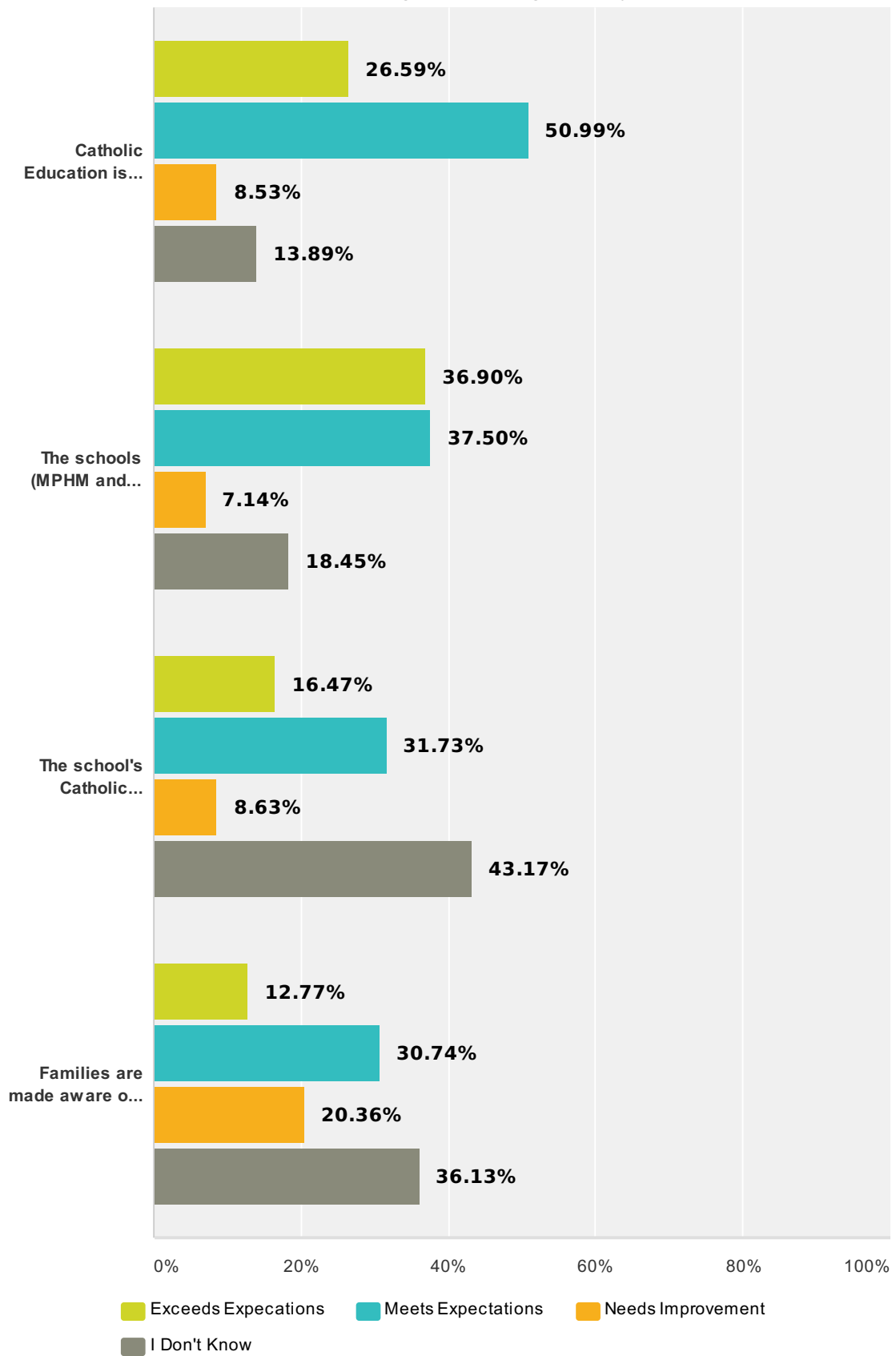
MPHM Strategic Planning Survey

Our parish is active and effective in reaching out to the un-churched	3.19% 16	22.16% 111	32.93% 165	41.72% 209	501	1.87
I feel MPHM parish has opportunities that help me grow in my own Catholic faith	30.47% 156	57.23% 293	8.01% 41	4.30% 22	512	3.14
I feel prepared to personally share the gospel with others	10.47% 53	45.85% 232	35.18% 178	8.50% 43	506	2.58

**Q10 Think about MPHM and Hayden
Catholic Schools when rating the
following:**

Answered: 506 Skipped: 26

MPHM Strategic Planning Survey



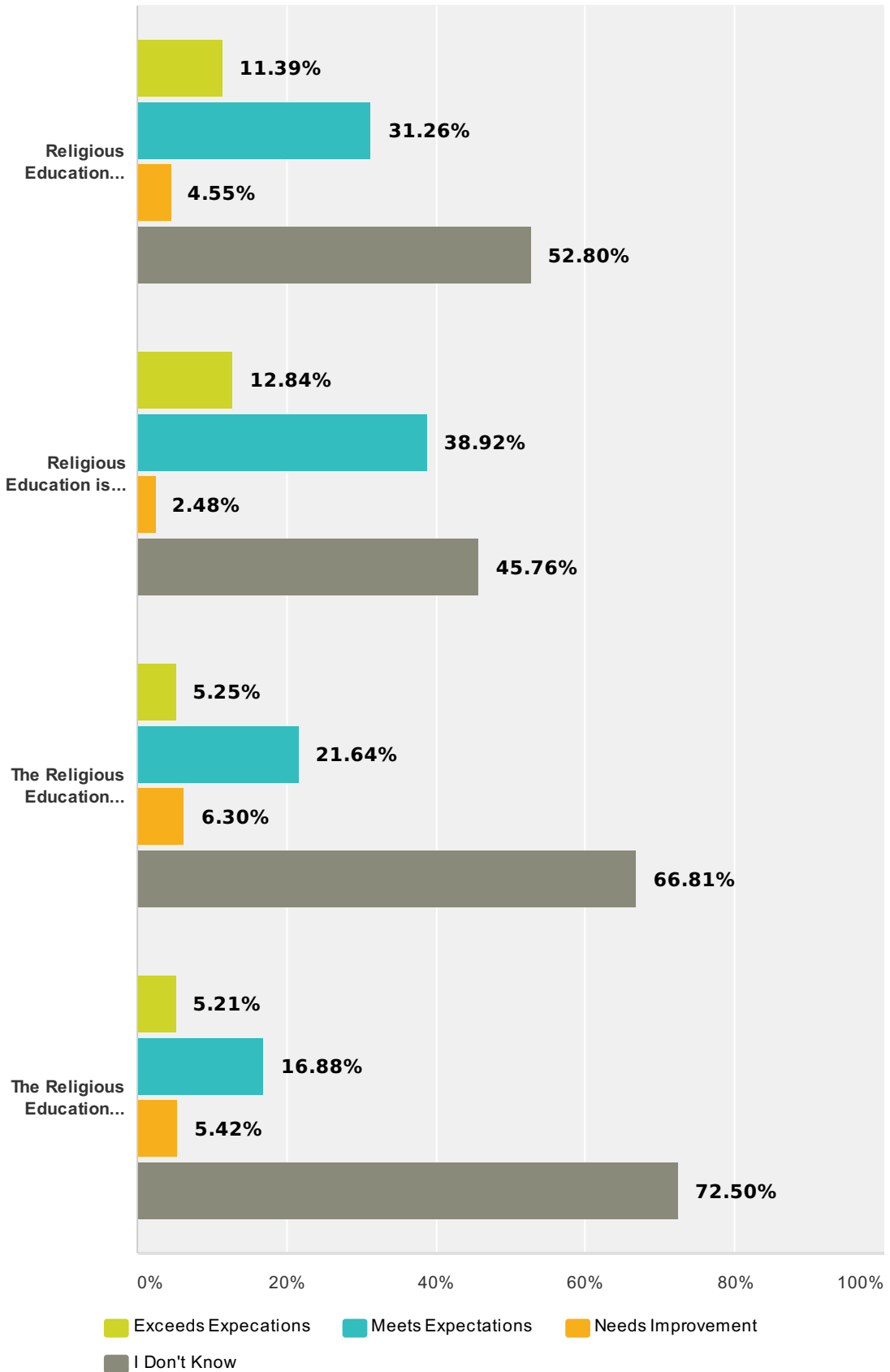
	Exceeds Expectations	Meets Expectations	Needs Improvement	I Don't Know	Total	Average Rating
Catholic Education is available and encouraged for all families	26.59% 134	50.99% 257	8.53% 43	13.89% 70	504	2.90

MPHM Strategic Planning Survey

The schools (MPHM and Hayden) provide quality Catholic education programs	36.90% 186	37.50% 189	7.14% 36	18.45% 93	504	2.93
The school's Catholic Education has an effective vocation program	16.47% 82	31.73% 158	8.63% 43	43.17% 215	498	2.21
Families are made aware of financial assistance opportunities	12.77% 64	30.74% 154	20.36% 102	36.13% 181	501	2.20

Q11 Think about MPHM religious education (RE) when rating the following:

Answered: 488 Skipped: 44

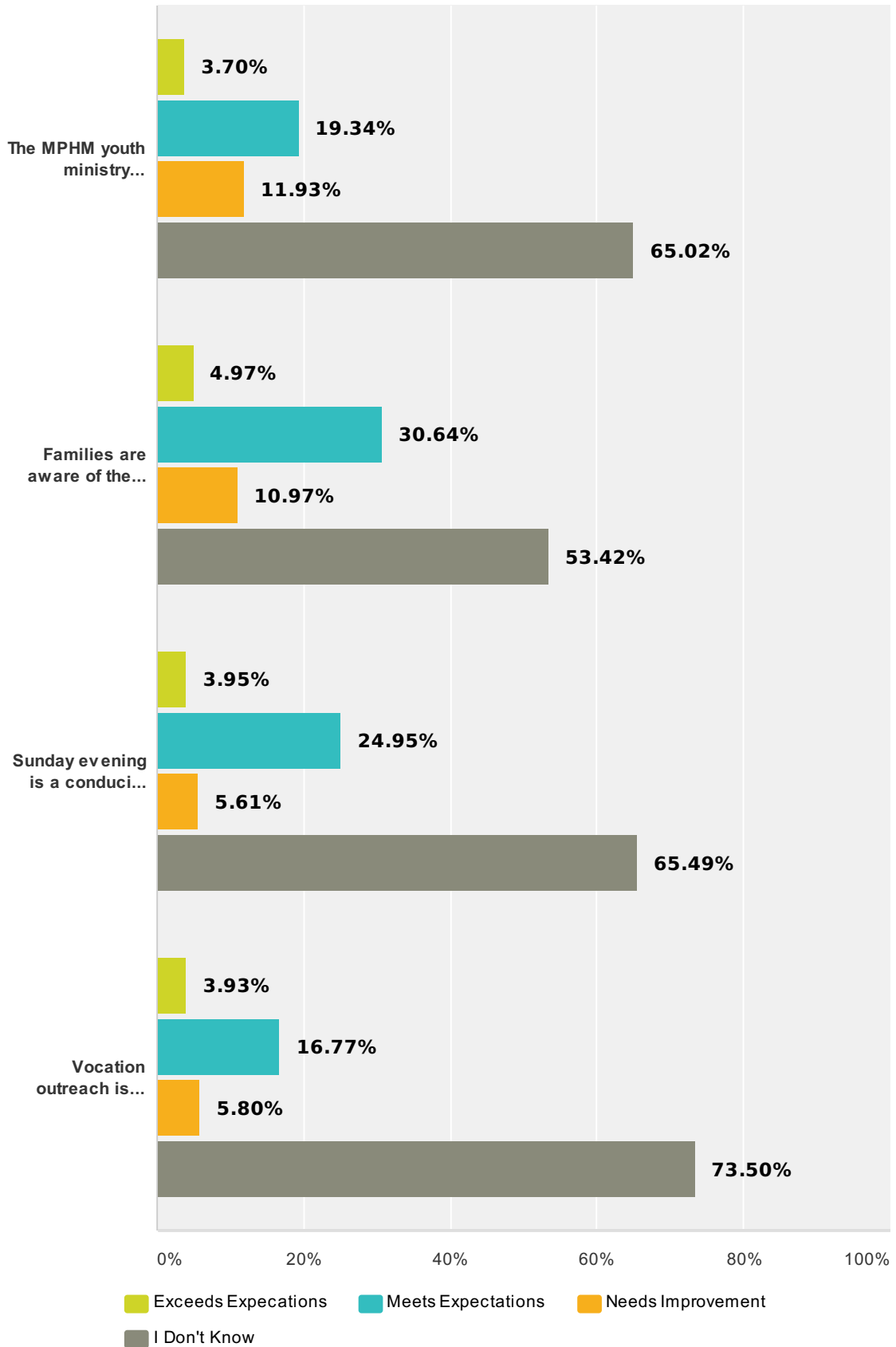


MPHM Strategic Planning Survey

	Exceeds Expecations	Meets Expectations	Needs Improvement	I Don't Know	Total	Average Rating
Religious Education program is effective in teaching the faith	11.39% 55	31.26% 151	4.55% 22	52.80% 255	483	2.01
Religious Education is made available to all families and children of all ages	12.84% 62	38.92% 188	2.48% 12	45.76% 221	483	2.19
The Religious Education classes on Wednesday from 6 PM - 7:15 PM are conducive to family schedules	5.25% 25	21.64% 103	6.30% 30	66.81% 318	476	1.65
The Religious Education program has an effective vocation program	5.21% 25	16.88% 81	5.42% 26	72.50% 348	480	1.55

Q12 Think about the youth ministry program when rating the following:

Answered: 489 Skipped: 43

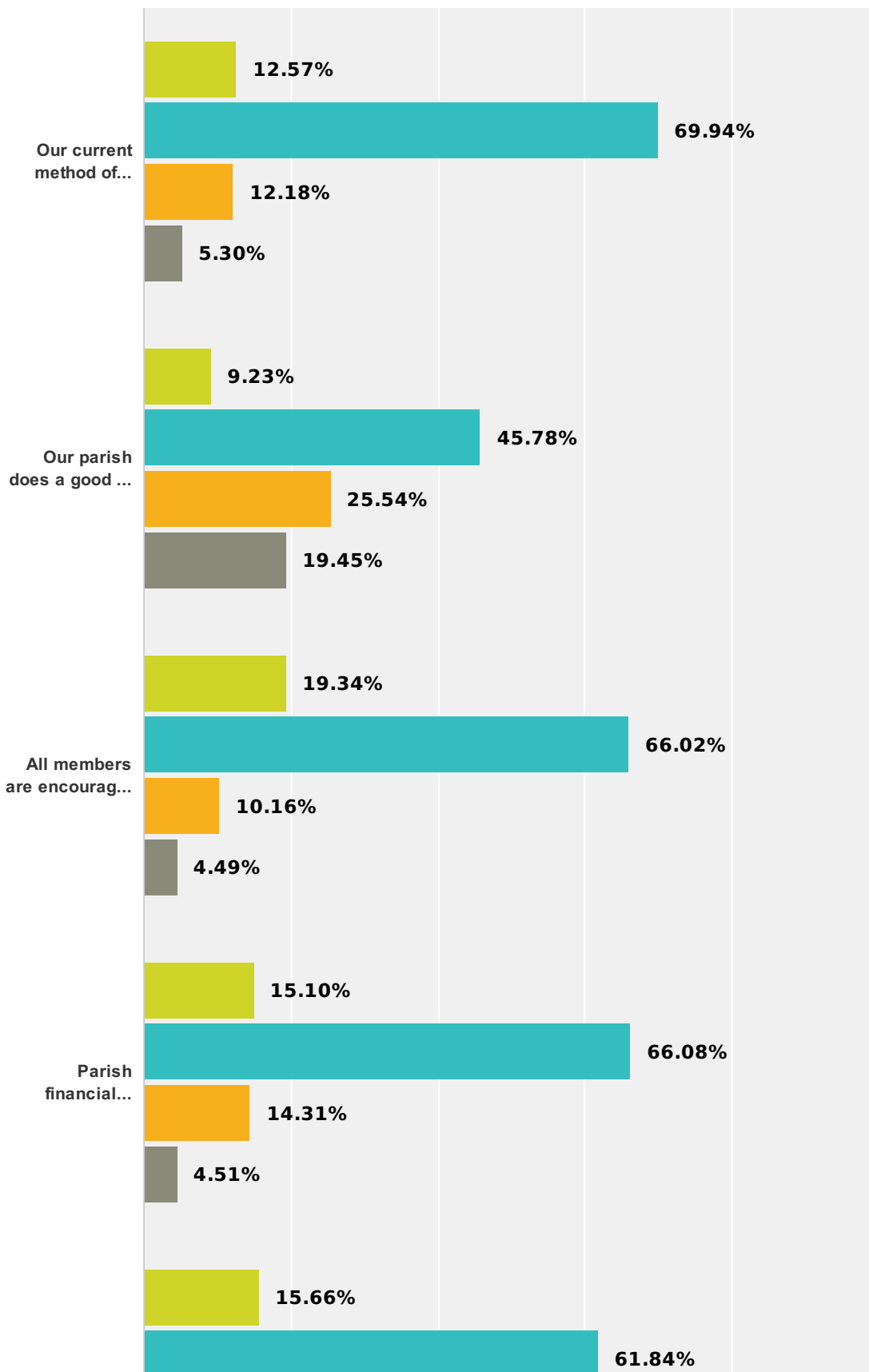


MPHM Strategic Planning Survey

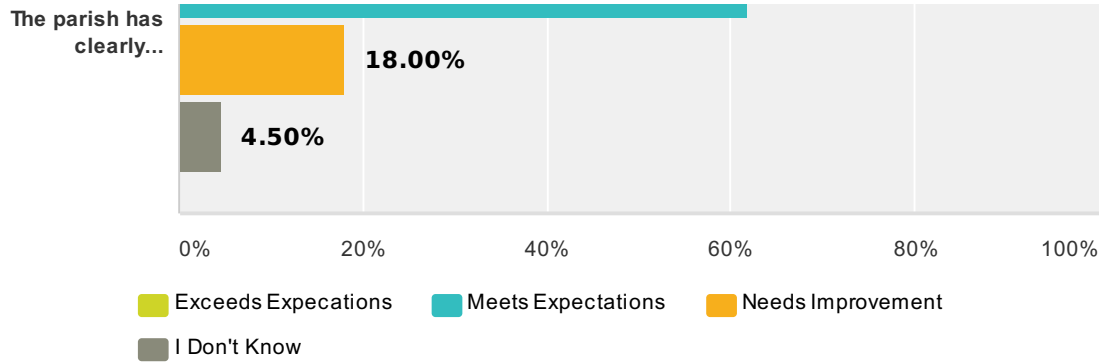
	Exceeds Expecations	Meets Expectations	Needs Improvement	I Don't Know	Total	Average Rating
The MPHM youth ministry program meets the needs of our youth	3.70% 18	19.34% 94	11.93% 58	65.02% 316	486	1.62
Families are aware of the MPHM middle school and high school youth ministry	4.97% 24	30.64% 148	10.97% 53	53.42% 258	483	1.87
Sunday evening is a conducive time for family schedules	3.95% 19	24.95% 120	5.61% 27	65.49% 315	481	1.67
Vocation outreach is being presented	3.93% 19	16.77% 81	5.80% 28	73.50% 355	483	1.51

Q13 Think about stewardship (time, talent and treasure) at MPHM when rating the following:

Answered: 515 Skipped: 17



MPHM Strategic Planning Survey

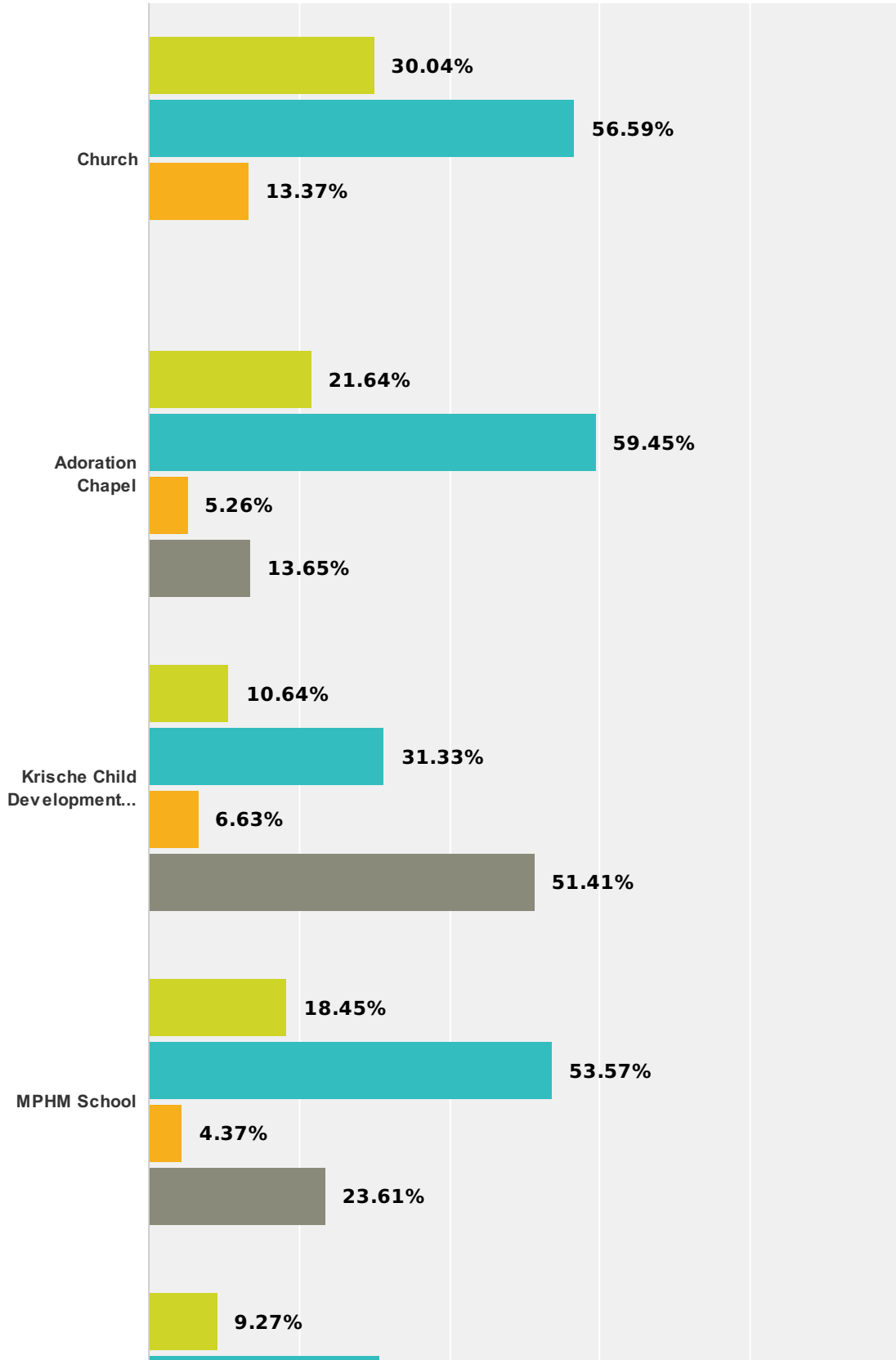


	Exceeds Expectations	Meets Expectations	Needs Improvement	I Don't Know	Total	Average Rating
Our current method of communicating and implementing our annual stewardship program is effective	12.57% 64	69.94% 356	12.18% 62	5.30% 27	509	2.90
Our parish does a good job asking for special gifts and skillsets (i.e.. plumbers, HVAC, tile layers, electricians, business owners and others) when requesting a commitment for Time and Talent	9.23% 47	45.78% 233	25.54% 130	19.45% 99	509	2.45
All members are encouraged to participate at some level	19.34% 99	66.02% 338	10.16% 52	4.49% 23	512	3.00
Parish financial reports and budget information that are made available to parishioners (i.e.. through the bulletin) are transparent and easy to understand	15.10% 77	66.08% 337	14.31% 73	4.51% 23	510	2.92
The parish has clearly communicated budget short-falls and debt	15.66% 80	61.84% 316	18.00% 92	4.50% 23	511	2.89

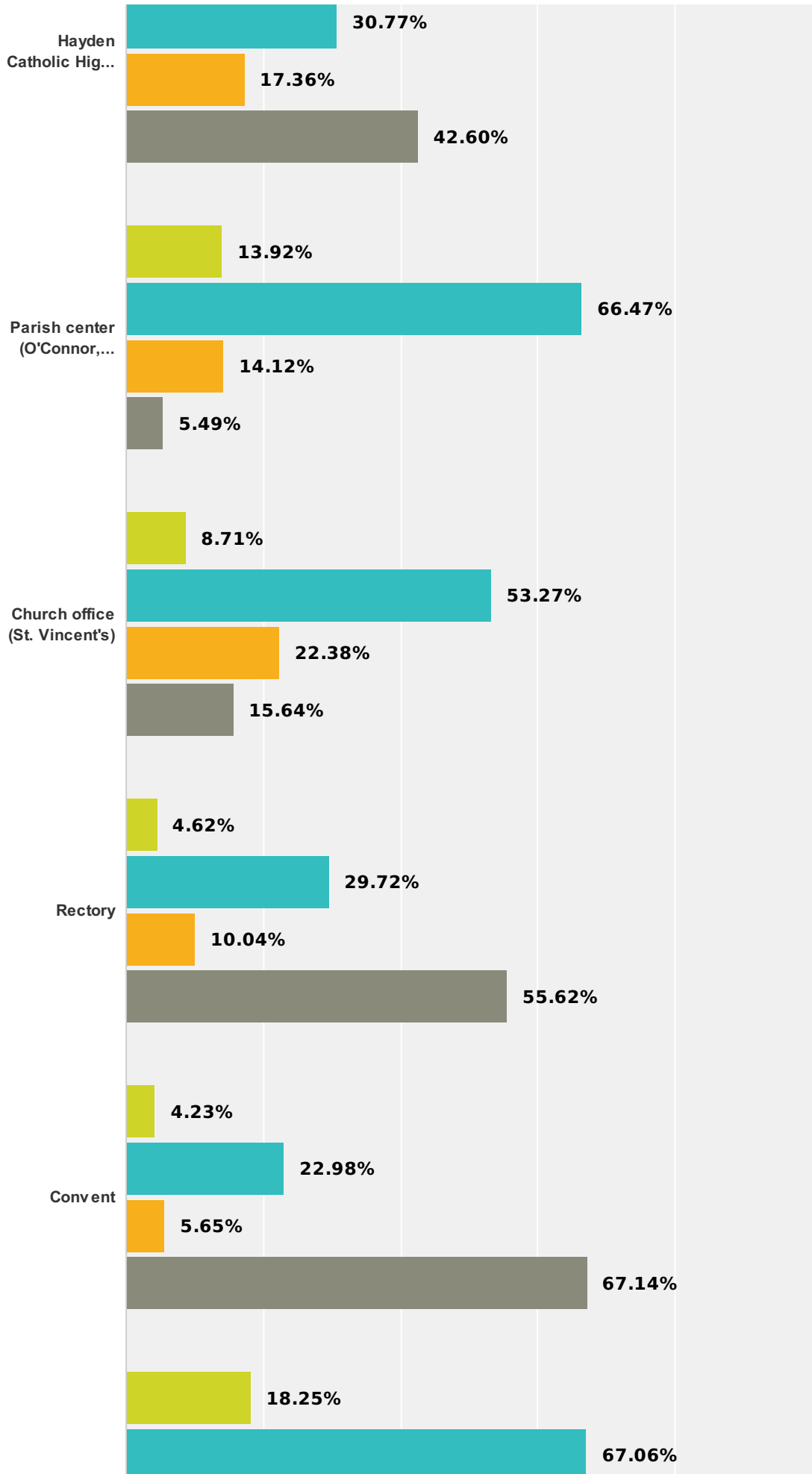
MPHM Strategic Planning Survey

Q14 Please think about the facilities (functionality, appearance, efficiency, upkeep, etc.) at MPHM and rate the following:

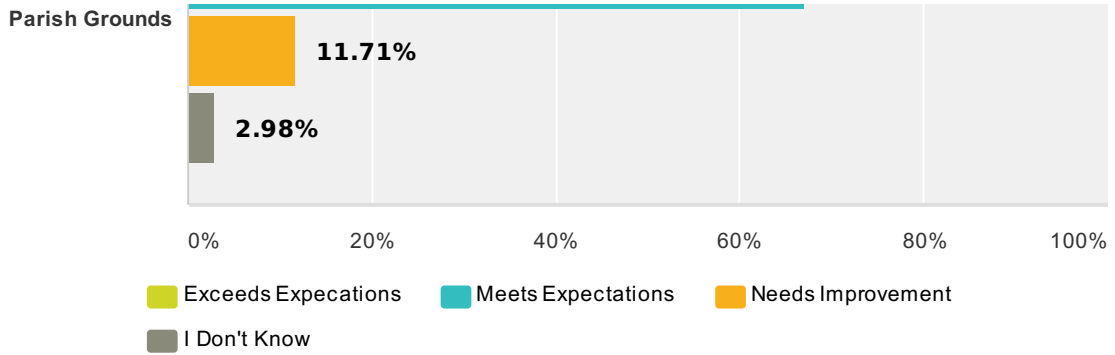
Answered: 516 Skipped: 16



MPHM Strategic Planning Survey



MPHM Strategic Planning Survey



	Exceeds Expectations	Meets Expectations	Needs Improvement	I Don't Know	Total	Average Rating
Church	30.04% 155	56.59% 292	13.37% 69	0% 0	516	3.17
Adoration Chapel	21.64% 111	59.45% 305	5.26% 27	13.65% 70	513	2.89
Krische Child Development Center (Pre-School)	10.64% 53	31.33% 156	6.63% 33	51.41% 256	498	2.01
MPHM School	18.45% 93	53.57% 270	4.37% 22	23.61% 119	504	2.67
Hayden Catholic High School	9.27% 47	30.77% 156	17.36% 88	42.60% 216	507	2.07
Parish center (O'Connor, Formation, Quinlan, etc.)	13.92% 71	66.47% 339	14.12% 72	5.49% 28	510	2.89
Church office (St. Vincent's)	8.71% 44	53.27% 269	22.38% 113	15.64% 79	505	2.55
Rectory	4.62% 23	29.72% 148	10.04% 50	55.62% 277	498	1.83
Convent	4.23% 21	22.98% 114	5.65% 28	67.14% 333	496	1.64
Parish Grounds	18.25% 92	67.06% 338	11.71% 59	2.98% 15	504	3.01