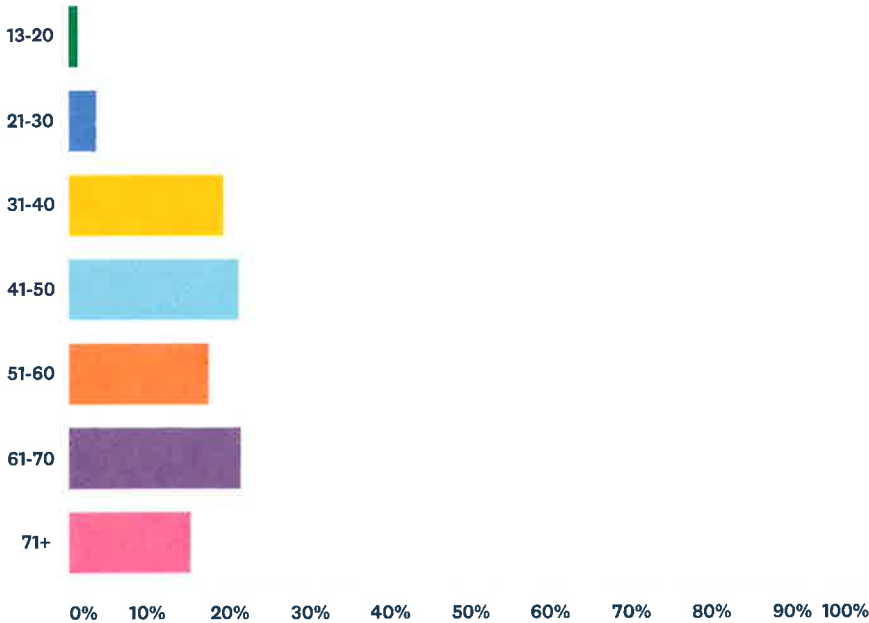


### Q1 What is your age

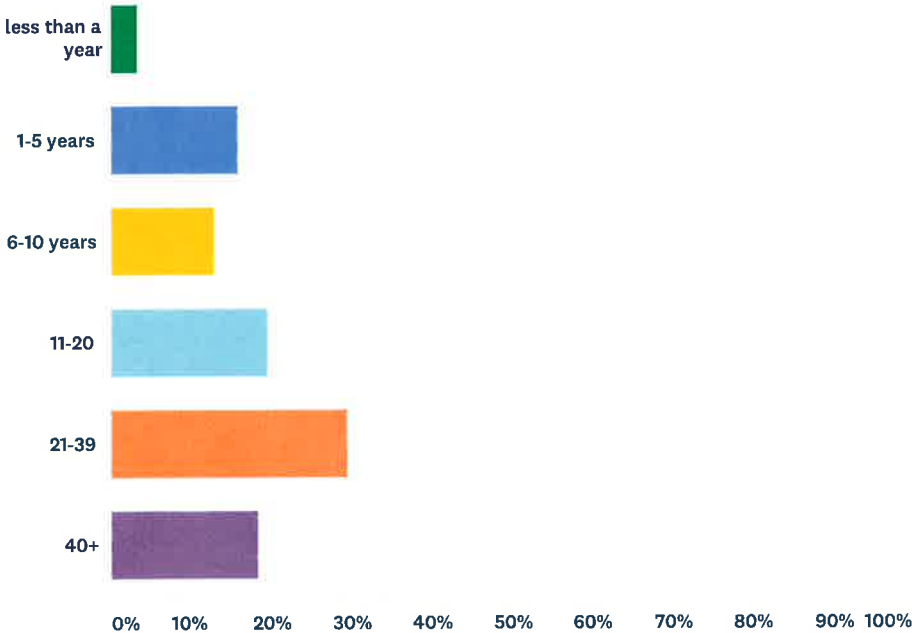
Answered: 412 Skipped: 6



ANSWER CHOICES	RESPONSES	
13-20	1.21%	5
21-30	3.64%	15
31-40	19.42%	80
41-50	21.36%	88
51-60	17.48%	72
61-70	21.60%	89
71+	15.29%	63
TOTAL		412

### Q2 How long have you been a member of the Parish community?

Answered: 413 Skipped: 5



**ANSWER CHOICES**

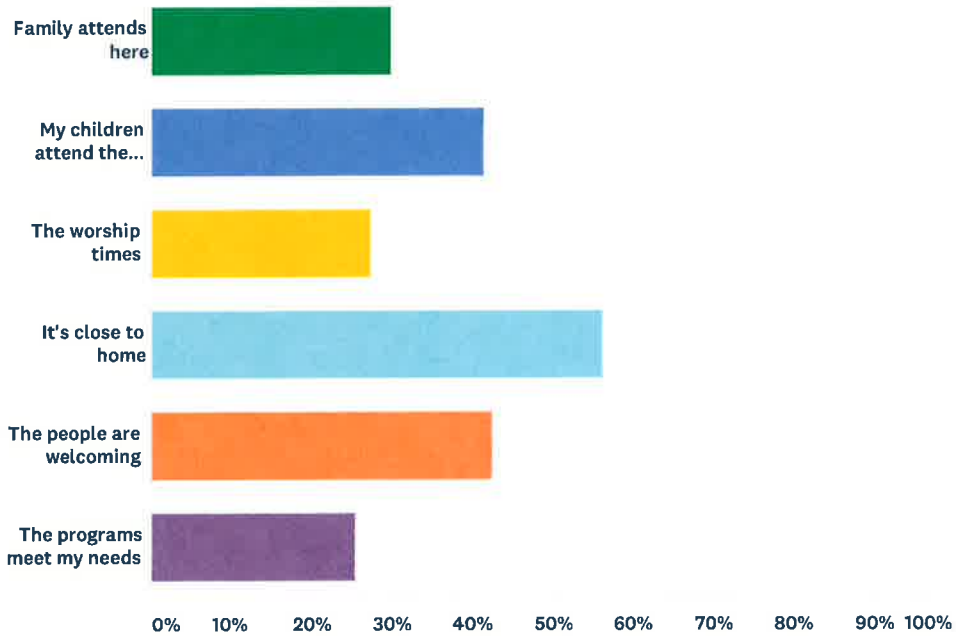
- less than a year
- 1-5 years
- 6-10 years
- 11-20
- 21-39
- 40+
- TOTAL

**RESPONSES**

3.39%	14
15.98%	66
13.08%	54
19.61%	81
29.54%	122
18.40%	76
	413

### Q3 What attracted you to the Most Pure Heart community (please check all that apply)

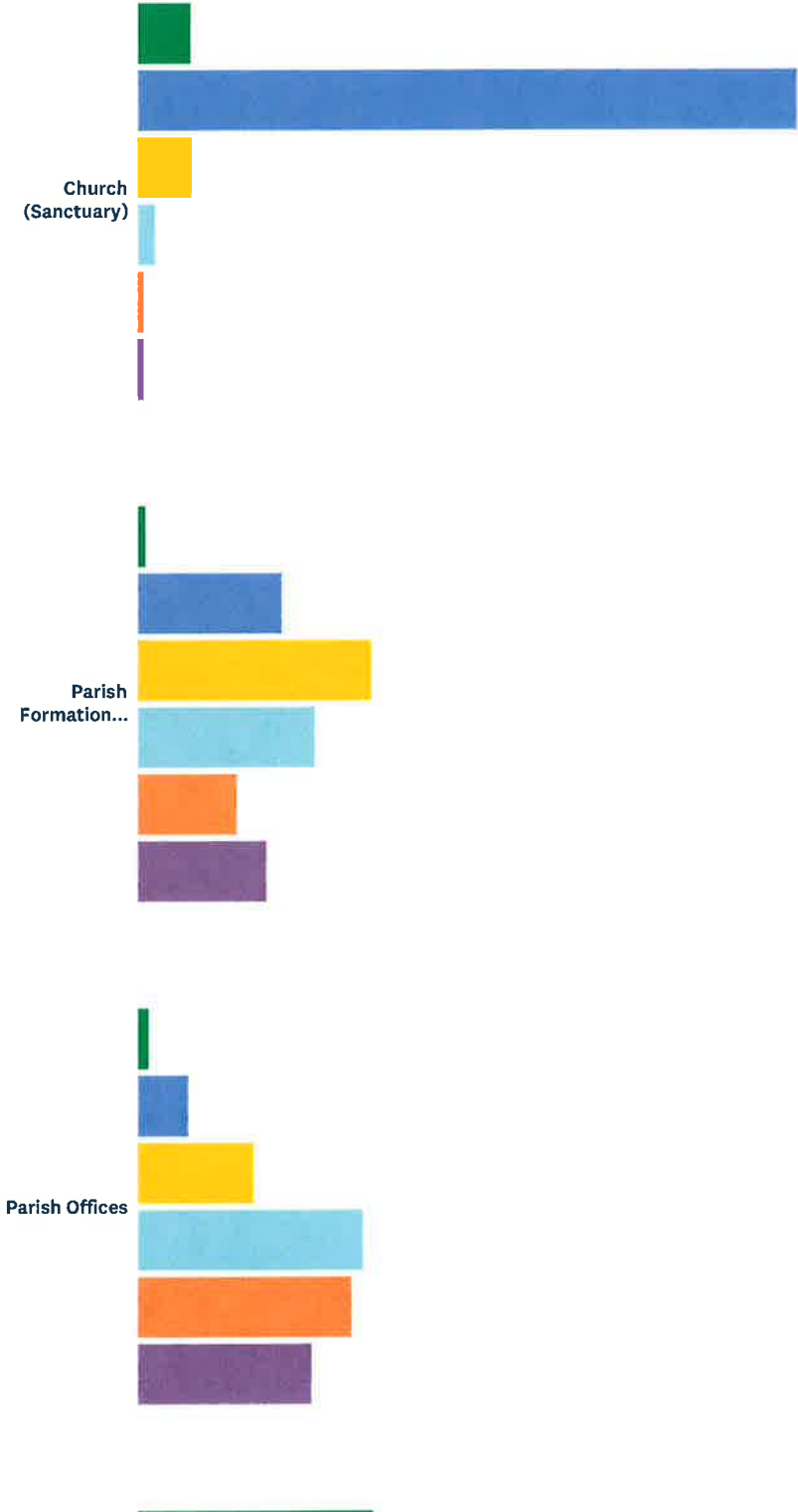
Answered: 401 Skipped: 17

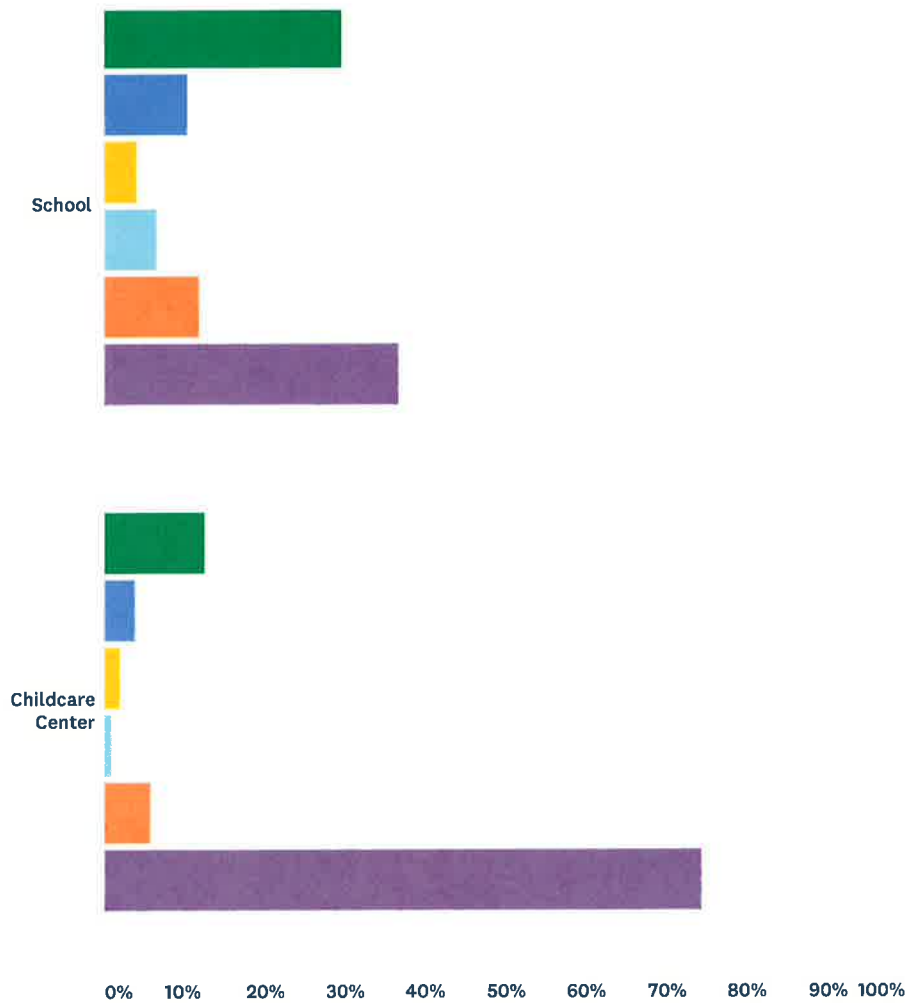


ANSWER CHOICES	RESPONSES	
Family attends here	29.93%	120
My children attend the school	41.40%	166
The worship times	27.43%	110
It's close to home	56.36%	226
The people are welcoming	42.39%	170
The programs meet my needs	25.44%	102
Total Respondents: 401		

### Q4 Please indicate how often you visit each of the following

Answered: 414 Skipped: 4



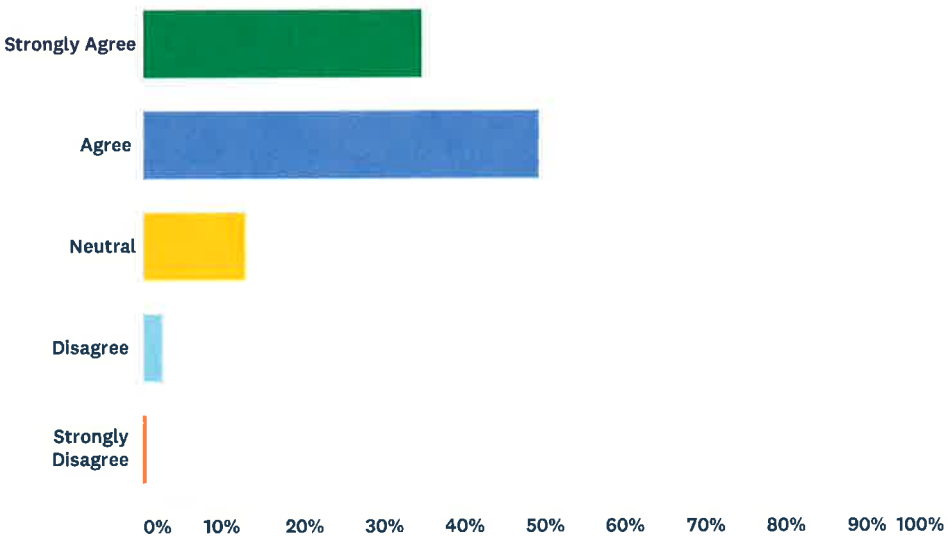


■ Daily   
 ■ Weekly   
 ■ Monthly   
 ■ Quarterly   
 ■ Annually   
 ■ Never

	DAILY	WEEKLY	MONTHLY	QUARTERLY	ANNUALLY	NEVER	TOTAL
Church (Sanctuary)	6.60% 27	82.89% 339	6.85% 28	2.20% 9	0.73% 3	0.73% 3	409
Parish Formation Center	1.07% 4	18.13% 68	29.60% 111	22.40% 84	12.53% 47	16.27% 61	375
Parish Offices	1.57% 6	6.53% 25	14.62% 56	28.46% 109	26.89% 103	21.93% 84	383
School	29.77% 114	10.44% 40	4.18% 16	6.79% 26	12.01% 46	36.81% 141	383
Childcare Center	12.50% 47	3.99% 15	2.13% 8	1.06% 4	5.85% 22	74.47% 280	376

### Q5 Overall, Most Pure Heart of Mary is an inviting and welcoming place.

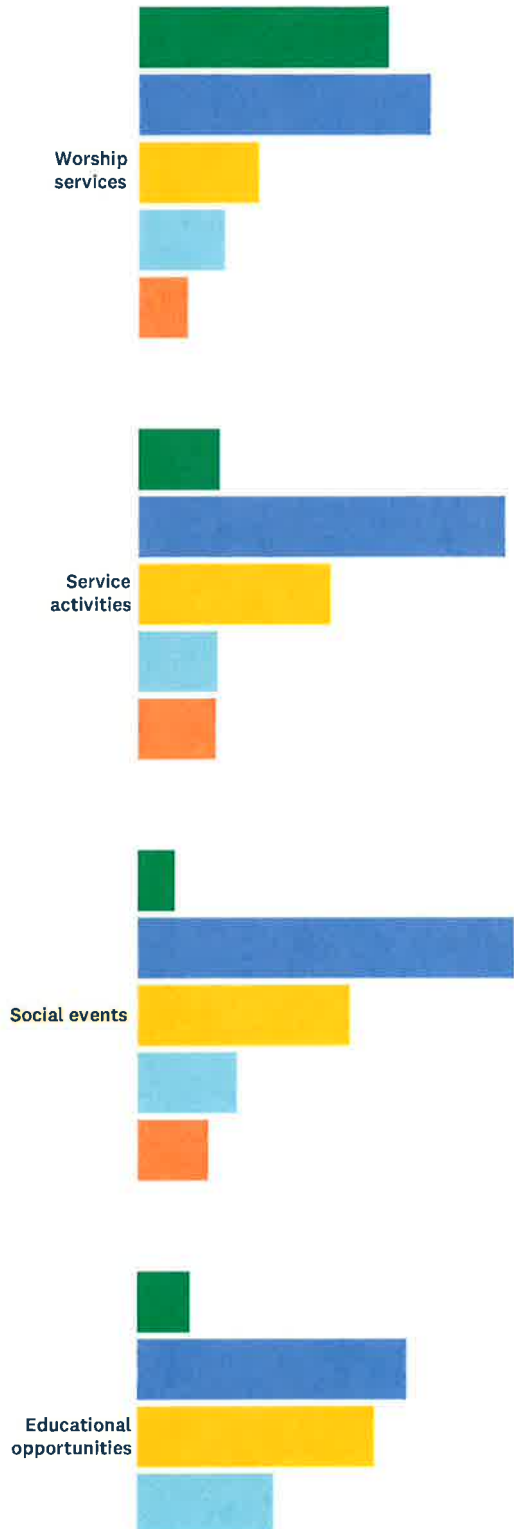
Answered: 412 Skipped: 6

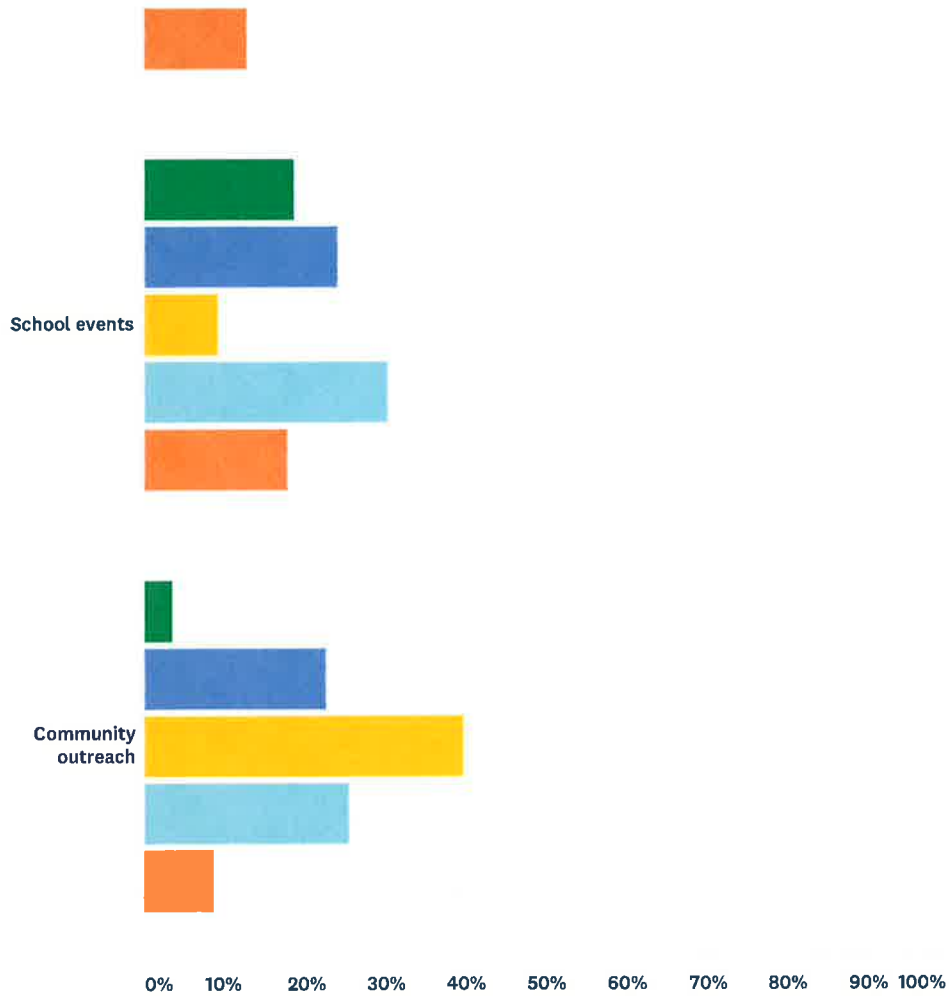


ANSWER CHOICES	RESPONSES	
Strongly Agree	34.71%	143
Agree	49.27%	203
Neutral	12.86%	53
Disagree	2.43%	10
Strongly Disagree	0.73%	3
TOTAL		412

### Q6 Please indicate how involved you are in the following activities.

Answered: 414 Skipped: 4





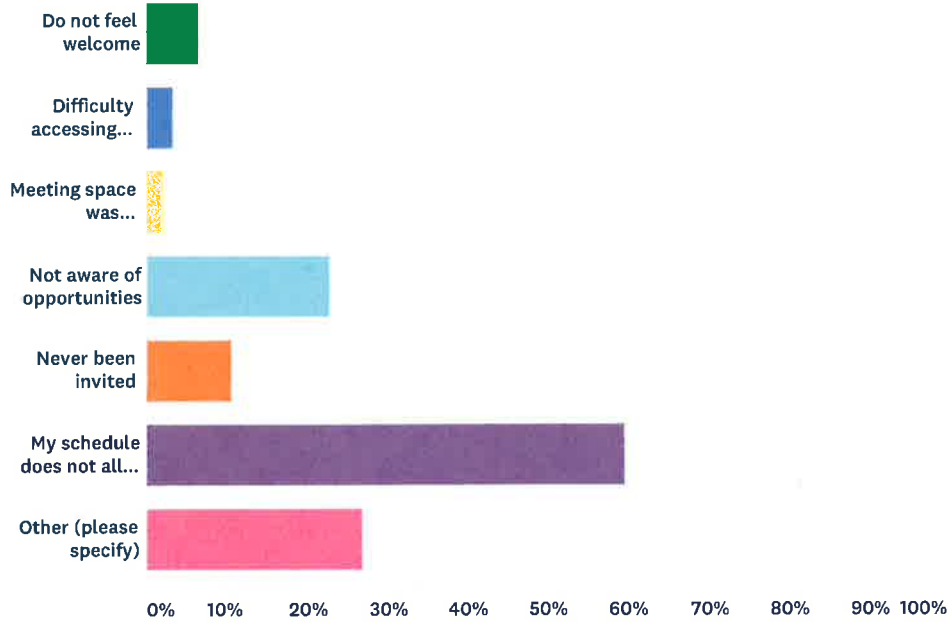
■ Very involved   
 ■ Somewhat involved   
 ■ Interested but not involved  
■ No interest / need   
 ■ Past participant

	VERY INVOLVED	SOMEWHAT INVOLVED	INTERESTED BUT NOT INVOLVED	NO INTEREST / NEED	PAST PARTICIPANT	TOTAL
Worship services	31.14% 128	36.50% 150	15.09% 62	10.95% 45	6.33% 26	411
Service activities	10.28% 41	45.86% 183	24.06% 96	10.03% 40	9.77% 39	399
Social events	4.71% 19	47.15% 190	26.55% 107	12.66% 51	8.93% 36	403
Educational opportunities	6.78% 27	33.67% 134	29.65% 118	17.09% 68	12.81% 51	398
School events	18.61% 75	24.07% 97	9.18% 37	30.27% 122	17.87% 72	403
Community outreach	3.54% 14	22.53% 89	39.75% 157	25.57% 101	8.61% 34	395



### Q7 If you are interested, but not involved, please tell us why: (please check all that apply)

Answered: 337 Skipped: 81



**ANSWER CHOICES**

- Do not feel welcome
- Difficulty accessing meeting space
- Meeting space was uncomfortable
- Not aware of opportunities
- Never been invited
- My schedule does not allow it
- Other (please specify)

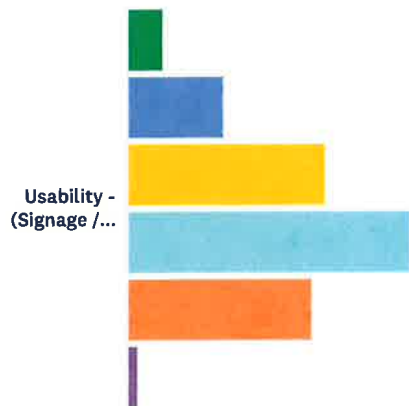
**RESPONSES**

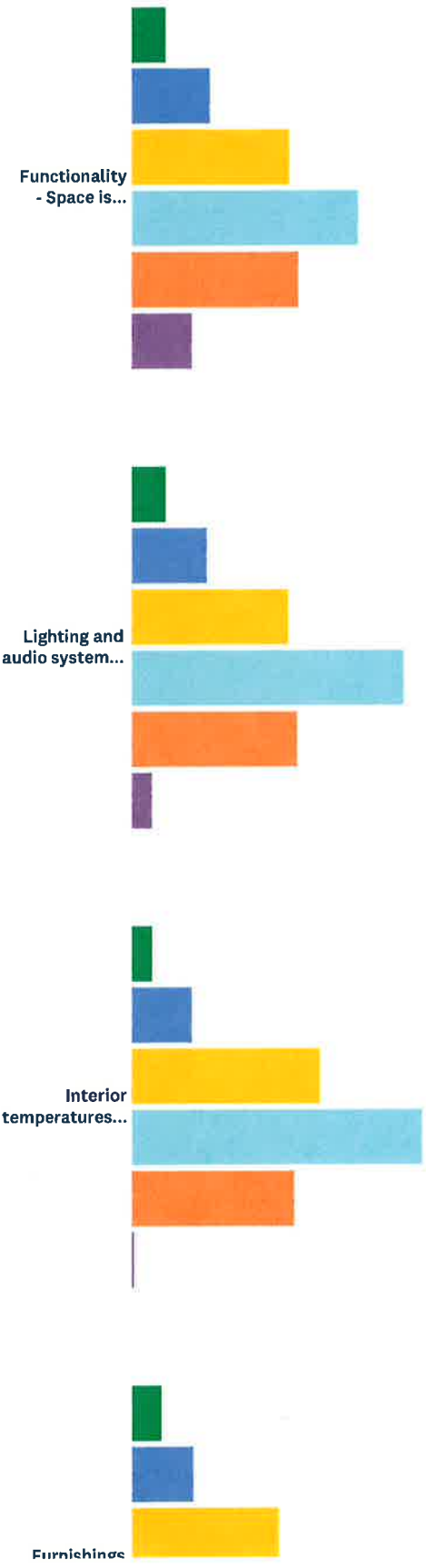
Percentage	Count
6.53%	22
3.26%	11
2.08%	7
22.85%	77
10.68%	36
59.64%	201
26.71%	90

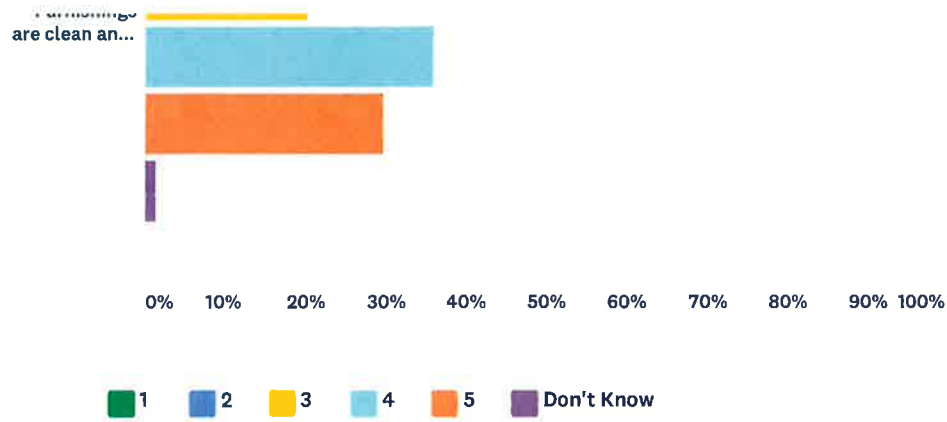
Total Respondents: 337

### Q8 Main Church Building - Rank the following facility components(1 = Poor needs improvement, 3 = Neutral, 5 =Excellent)

Answered: 414 Skipped: 4







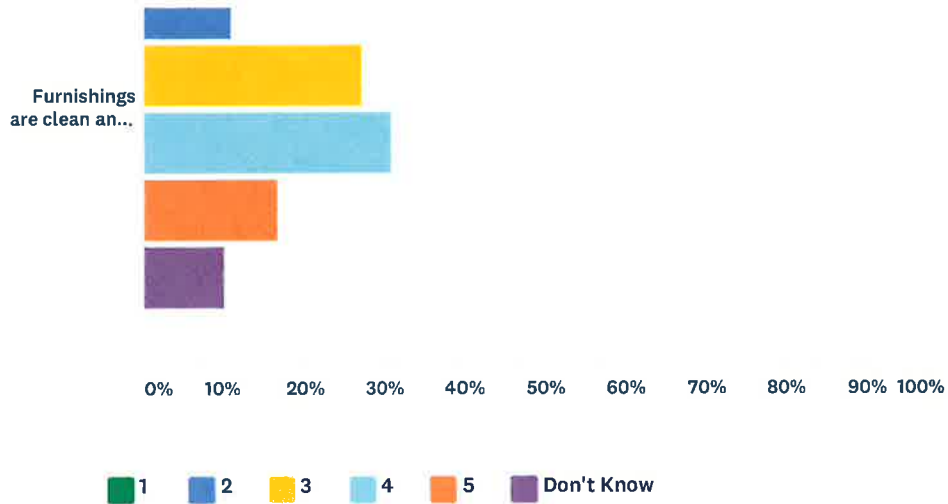
	1	2	3	4	5	DON'T KNOW	TOTAL
Appearance - How inviting or welcoming is the building / area?	1.70% 7	7.52% 31	20.15% 83	43.45% 179	27.18% 112	0.00% 0	412
Accessibility - Parking and pedestrian routes to and from the building?	7.77% 32	15.78% 65	22.09% 91	38.59% 159	15.05% 62	0.73% 3	412
Usability - (Signage / wayfinding) How easy is it to find your way around?	4.37% 18	11.89% 49	24.51% 101	35.19% 145	22.82% 94	1.21% 5	412
Functionality - Space is adequate to fill the parish community's needs?	4.90% 20	10.78% 44	21.81% 89	31.13% 127	23.04% 94	8.33% 34	408
Lighting and audio systems function well?	4.85% 20	10.44% 43	21.60% 89	37.38% 154	22.82% 94	2.91% 12	412
Interior temperatures are comfortable?	2.93% 12	8.29% 34	25.85% 106	40.00% 164	22.44% 92	0.49% 2	410
Furnishings are clean and well taken care of?	4.13% 17	8.50% 35	20.39% 84	35.92% 148	29.61% 122	1.46% 6	412

**Q9 Formation Center (Christian Formation offices, Quinlan Room / Parish Meeting Room / Formation Room / O'Connor Hall and Basement classroom areas) - Rank the following facility components(1 = Poor needs improvement, 3 = Neutral, 5 =Excellent)**

Answered: 410 Skipped: 8








	1	2	3	4	5	DON'T KNOW	TOTAL
Appearance - How inviting or welcoming is the building / area?	6.85% 28	18.09% 74	30.81% 126	25.67% 105	11.74% 48	6.85% 28	409
Accessibility - Parking and pedestrian routes to and from the building?	6.60% 27	14.18% 58	26.89% 110	34.47% 141	12.47% 51	5.38% 22	409
Usability - (Signage / wayfinding) How easy is it to find your way around?	7.35% 30	22.06% 90	29.90% 122	25.49% 104	9.31% 38	5.88% 24	408
Functionality - Space is adequate to fill the parish community's needs?	7.84% 32	16.91% 69	24.26% 99	26.72% 109	11.27% 46	12.99% 53	408
Lighting and audio systems function well?	4.42% 18	11.55% 47	29.24% 119	23.10% 94	12.29% 50	19.41% 79	407
Interior temperatures are comfortable?	2.46% 10	8.13% 33	26.85% 109	32.02% 130	18.47% 75	12.07% 49	406
Furnishings are clean and well taken care of?	4.19% 17	10.84% 44	27.09% 110	31.03% 126	16.75% 68	10.10% 41	406

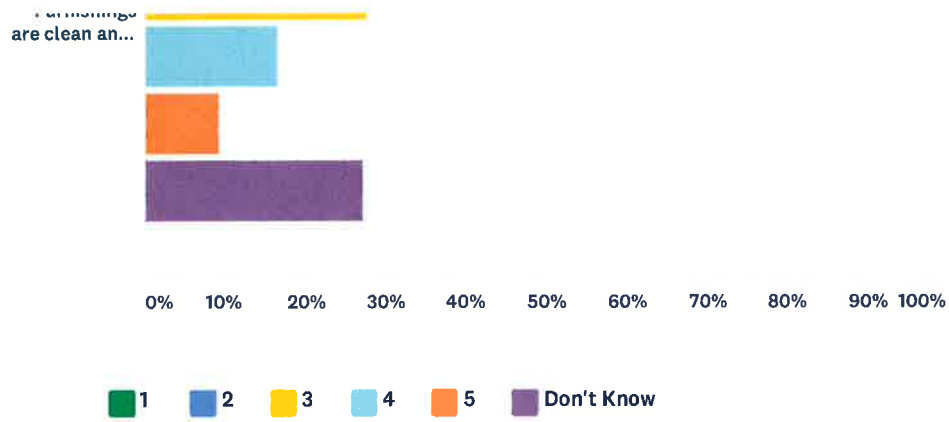
### Q10 Parish office / St. Vincent's- Rank the following facility components(1 = Poor needs improvement, 3 = Neutral, 5 =Excellent)

Answered: 409 Skipped: 9







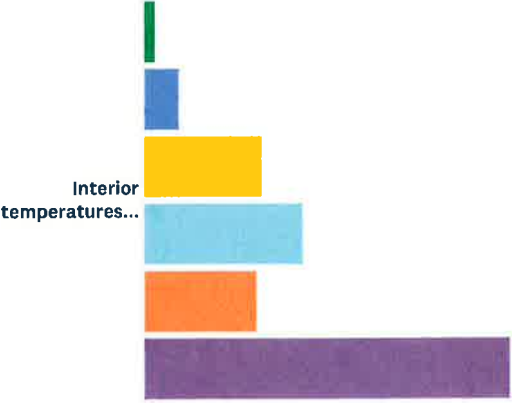

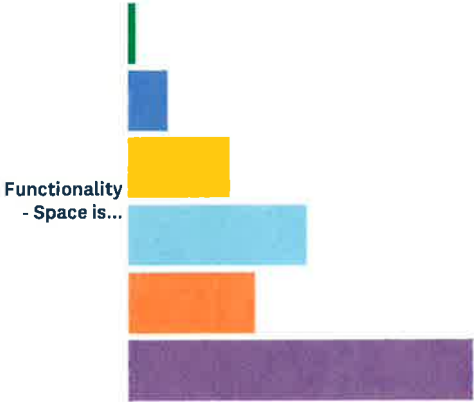


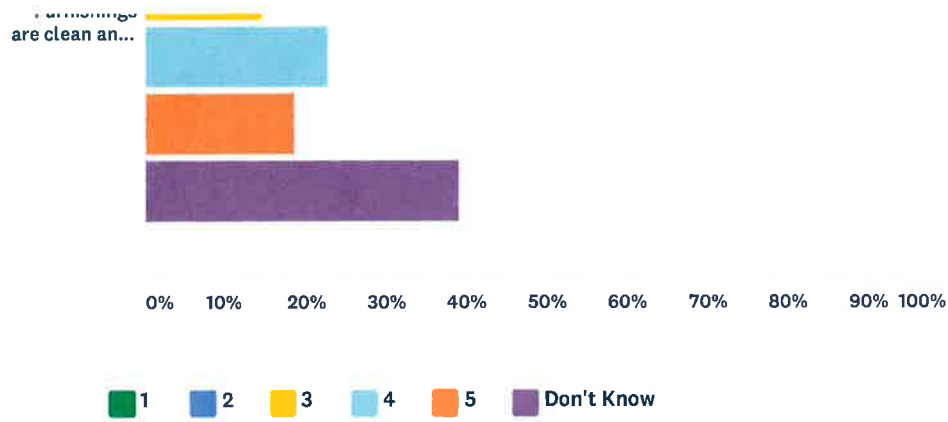
	1	2	3	4	5	DON'T KNOW	TOTAL
Appearance - How inviting or welcoming is the building / area?	9.31% 38	20.83% 85	29.41% 120	20.83% 85	5.64% 23	13.97% 57	408
Accessibility - Parking and pedestrian routes to and from the building?	10.02% 41	20.05% 82	22.74% 93	27.87% 114	7.58% 31	11.74% 48	409
Usability - (Signage / wayfinding) How easy is it to find your way around?	9.58% 39	19.41% 79	29.98% 122	17.94% 73	5.65% 23	17.44% 71	407
Functionality - Space is adequate to fill the parish community's needs?	10.57% 43	16.46% 67	24.82% 101	13.02% 53	4.18% 17	30.96% 126	407
Lighting and audio systems function well?	7.62% 31	12.78% 52	21.62% 88	10.57% 43	4.91% 20	42.51% 173	407
Interior temperatures are comfortable?	5.91% 24	10.84% 44	24.88% 101	14.04% 57	6.40% 26	37.93% 154	406
Furnishings are clean and well taken care of?	5.68% 23	13.83% 56	27.65% 112	16.54% 67	9.14% 37	27.16% 110	405

### Q11 School (Kindergarten - Eighth Grade) Rank the following facility components(1 = Poor needs improvement, 3 = Neutral, 5 =Excellent)

Answered: 403 Skipped: 15





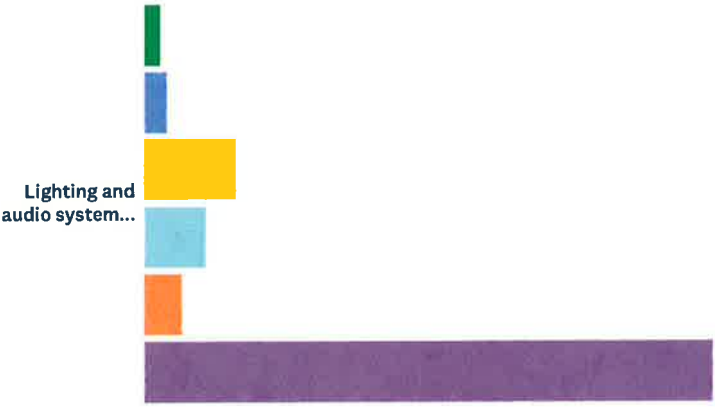



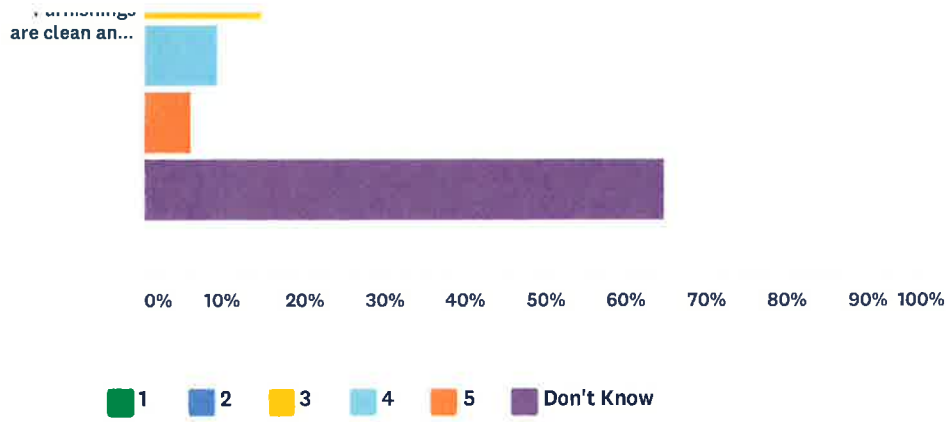
	1	2	3	4	5	DON'T KNOW	TOTAL
Appearance - How inviting or welcoming is the building / area?	0.99% 4	2.73% 11	14.64% 59	29.28% 118	22.83% 92	29.53% 119	403
Accessibility - Parking and pedestrian routes to and from the building?	1.99% 8	5.96% 24	9.93% 40	34.74% 140	18.61% 75	28.78% 116	403
Usability - (Signage / wayfinding) How easy is it to find your way around?	3.73% 15	7.21% 29	19.15% 77	24.38% 98	12.19% 49	33.33% 134	402
Functionality - Space is adequate to fill the parish community's needs?	1.00% 4	4.98% 20	12.69% 51	22.39% 90	15.92% 64	43.03% 173	402
Lighting and audio systems function well?	0.50% 2	2.74% 11	11.94% 48	21.14% 85	13.68% 55	50.00% 201	402
Interior temperatures are comfortable?	1.49% 6	4.48% 18	14.68% 59	19.90% 80	13.93% 56	45.52% 183	402
Furnishings are clean and well taken care of?	1.01% 4	3.77% 15	14.57% 58	22.86% 91	18.59% 74	39.20% 156	398

### Q12 Krische Child Development Center - Rank the following facility components(1 = Poor needs improvement, 3 = Neutral, 5 =Excellent)

Answered: 402 Skipped: 16





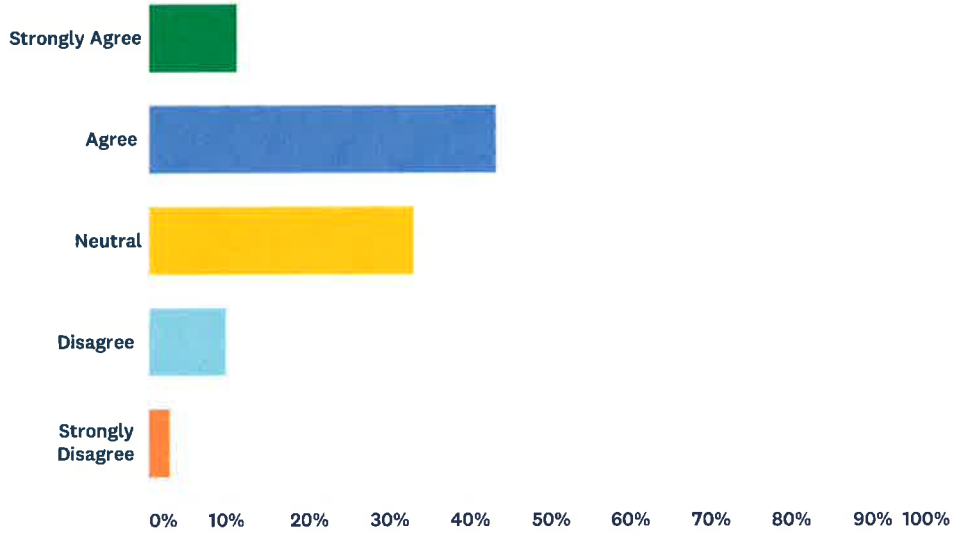


	1	2	3	4	5	DON'T KNOW	TOTAL
Appearance - How inviting or welcoming is the building / area?	3.48% 14	7.21% 29	12.19% 49	13.43% 54	6.22% 25	57.46% 231	402
Accessibility - Parking and pedestrian routes to and from the building?	1.49% 6	3.98% 16	12.44% 50	16.92% 68	9.70% 39	55.47% 223	402
Usability - (Signage / wayfinding) How easy is it to find your way around?	4.00% 16	9.25% 37	12.00% 48	11.75% 47	6.00% 24	57.00% 228	400
Functionality - Space is adequate to fill the parish community's needs?	1.75% 7	5.51% 22	9.77% 39	11.03% 44	7.02% 28	64.91% 259	399
Lighting and audio systems function well?	2.00% 8	3.00% 12	11.50% 46	7.75% 31	4.75% 19	71.00% 284	400
Interior temperatures are comfortable?	1.00% 4	2.25% 9	10.50% 42	11.00% 44	6.50% 26	68.75% 275	400
Furnishings are clean and well taken care of?	1.26% 5	4.27% 17	14.57% 58	9.30% 37	5.78% 23	64.82% 258	398



### Q13 Security: Do you feel that the MPHM facilities provide security for the parishioners and the physical assets of the parish?

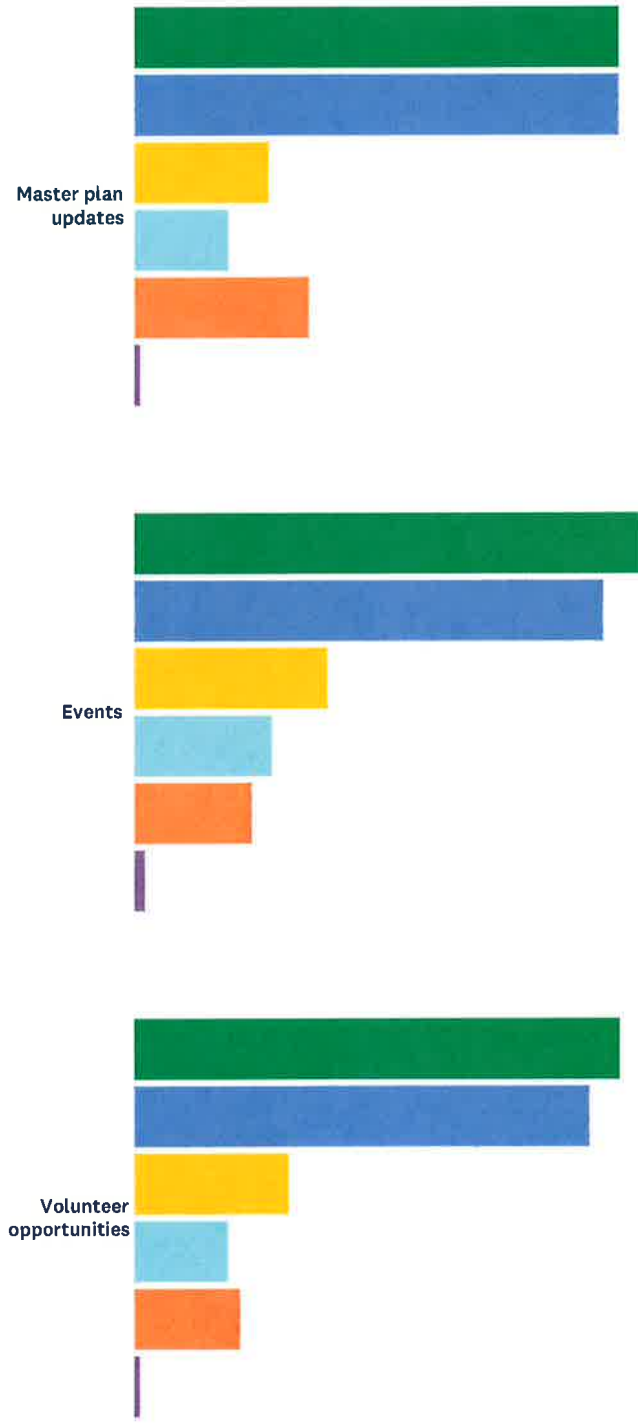
Answered: 408 Skipped: 10

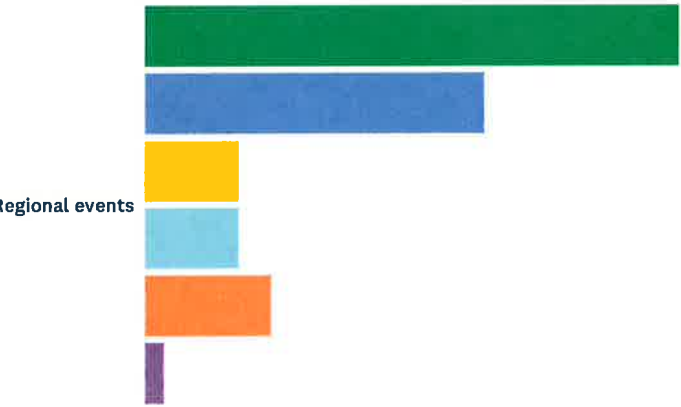
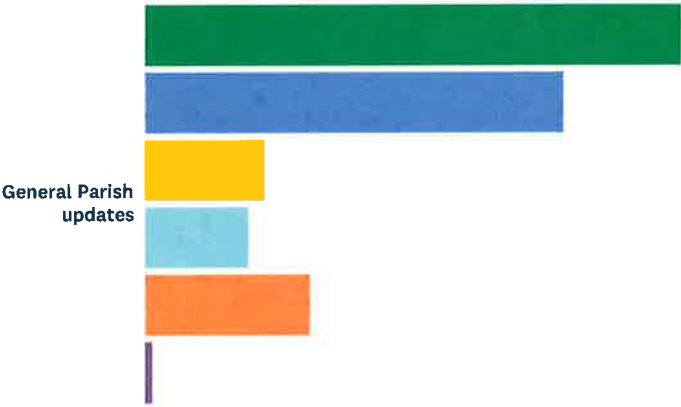
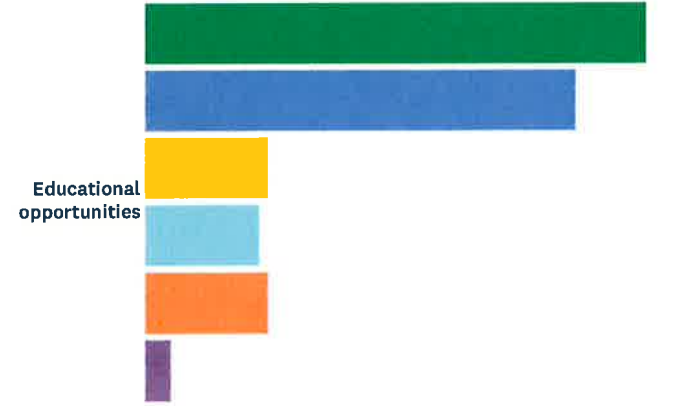


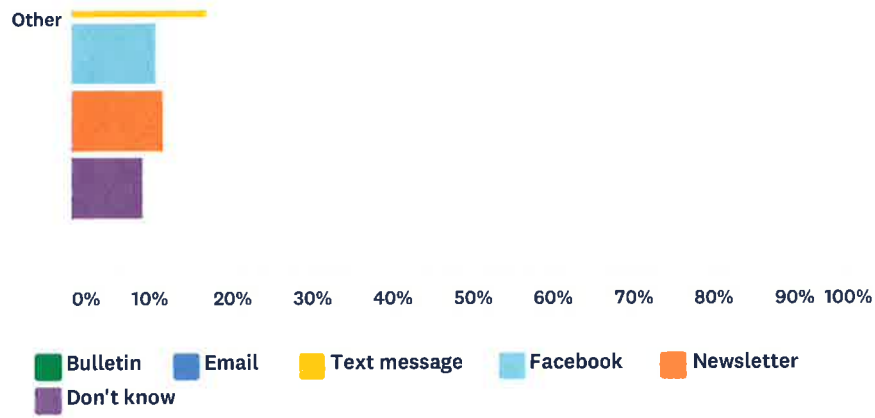
ANSWER CHOICES	RESPONSES	
Strongly Agree	11.03%	45
Agree	43.38%	177
Neutral	33.09%	135
Disagree	9.80%	40
Strongly Disagree	2.70%	11
TOTAL		408

### Q17 What is your preferred method of communication to receive Parish news and information?

Answered: 401 Skipped: 17







	BULLETIN	EMAIL	TEXT MESSAGE	FACEBOOK	NEWSLETTER	DON'T KNOW	TOTAL RESPONDENTS
Master plan updates	60.50% 242	60.50% 242	17.00% 68	12.00% 48	22.00% 88	0.75% 3	400
Events	63.82% 254	58.54% 233	24.37% 97	17.34% 69	14.82% 59	1.51% 6	398
Volunteer opportunities	60.71% 241	56.93% 226	19.40% 77	11.84% 47	13.35% 53	0.76% 3	397
Educational opportunities	62.53% 247	53.67% 212	15.44% 61	14.43% 57	15.44% 61	3.29% 13	395
General Parish updates	67.00% 268	52.25% 209	15.00% 60	13.25% 53	20.75% 83	1.00% 4	400
Regional events	66.75% 261	42.46% 166	12.02% 47	12.02% 47	15.86% 62	2.56% 10	391
Other	55.79% 135	50.00% 121	16.94% 41	10.74% 26	11.57% 28	9.09% 22	242